

Modesto Management Zone Early Action Plan

Attachment F-1 of the Modesto and Turlock Final
Management Zone Proposal



VALLEY WATER
COLLABORATIVE
www.valleywaterc.org

Prepared by:

GEI Consultants, Inc.
Luhdorff & Scalmanini Consulting Engineers



PUBLIC DRAFT

August 8, 2022

This page intentionally left blank

Table of Contents

Executive Summary	7
Resumen Ejecutivo	11
1. Background and Purpose	17
1.1 Early Action Plan Requirements	17
1.2 Early Action Plan Framework and Applicability	18
1.3 Valley Water Collaborative	18
1.3.1 How to Contact Valley Water Collaborative	19
2. Community Outreach to Develop Early Action Plan	21
2.1 Community Engagement Strategy	21
2.2 Community Engagement Activities	23
2.2.1 Establishment of Management Zone Website	23
2.2.2 Outreach to Community Participants	23
2.2.3 Outreach to Other Stakeholders	24
3. Identification of Potentially Impacted Groundwater Users	27
3.1 Nitrate-impacted Areas	27
3.2 Residential and Other Public Water Supply Sources	28
3.2.1 Public Water System	28
3.2.2 State Small Water Systems	30
3.2.3 Local Small Water Systems	30
3.3 Potentially Impacted Public Supply Wells	30
3.3.1 Public Supply Wells in the Management Zone	31
3.3.2 Public Water System Delivered Water Treatment Status	32
3.3.3 Public Water Systems Out of Compliance Due to Nitrate	34
3.4 Potentially Impacted Domestic Wells and Local Small Water Systems	36
4. Process to Identify Potentially Affected Areas	41
4.1 Process to Identify Affected Residents	41
4.2 Process for Non-Compliant Public Water Systems	42
5. Community Outreach During EAP Implementation	45
5.1 Information Sharing	45
5.1.1 Maintain Management Zone Website	45
5.1.2 Informational Materials	45
5.2 General Management Zone Outreach	46
5.2.1 Community Outreach Meetings	46
5.2.2 Coordination with Other Stakeholders	49
5.2.3 Targeted Community Outreach	49

6.	Interim Replacement Water Program	51
6.1	Tailored Water Delivery Program	51
6.1.1	Request to Participate in Program	51
6.1.2	Bottled Water Delivery Option	52
6.1.3	Point-of-Use Treatment System Option	52
6.1.4	Agreements Between Residents and Vendors	53
6.1.5	Program Assessment	54
6.2	Centralized Water Delivery Program: Water Fill Stations	55
6.2.1	Water Filling Station Locations	55
6.2.2	Requirements to Establish a Water Filling Station	55
6.2.3	Water Fill Station Development	57
6.3	Residential Well Testing Program	57
6.3.1	Well Test for Nitrate	57
6.3.2	Well Testing for Other Contaminants	60
6.3.3	Coordination with Irrigated Lands Regulatory Program	61
6.3.4	Central Valley Dairy Representative Monitoring Program	61
6.4	Monitoring and Data Management	62
6.4.1	Tailored Water Delivery Program	62
6.4.2	Water Fill Stations	62
6.4.3	Residential Well Testing Program	63
6.5	Program Reporting and Adaptive Management	63
7.	Early Action Plan Implementation	65
7.1	Schedule/Milestones	65
7.2	Funding Mechanism	65
8.	References	73

List of Figures

Figure ES-1. Location of the Modesto Management Zone.....	7
Figure ES-2. Areas in the Modesto Management Zone where Nitrate Levels in Groundwater Are Most Likely To Be > 7.5 mg/L-N (Orange and Red Areas).....	9
Figure ES-3. Scale Showing Nitrate Safe and Unsafe Levels	9
Figure ES-4 Nitrate Results and VWC Follow-Up Actions	10
Figura ES-1. Area de la Zona de Gestión de Modesto	11
Figura ES-2. Areas en la Zona de Gestión de Modesto Donde el Nivel de Nitrato en la Cuencas de Agua Subterráneas con Altas Probabilidades de ser No Seguro con un valor mayor or igual a > 7.5 mg/L-N (Ver zonas en color naranja y rojo).....	13
Figura ES-3. Niveles Seguros y No Seguros de Nitrato en el Agua.....	13
Figura ES-4. Resultados de Nitrato y VWC Plan de Acción.....	14
Figure 1-1. Modesto and Turlock Management Zones, Central Valley of California.....	18
Figure 2-1. Modesto Management Zone Interested Parties	22

Figure 3-1. Ambient Post-2010 Nitrate Concentrations in the Upper Zone of Groundwater Underlying the Modesto Management Zone	29
Figure 3-2. Potentially Impacted Public Water Supply Wells and All Domestic Wells, Modesto Management Zone	33
Figure 3-3. Treatment Status for Water Systems that have Wells with Nitrate-Impacted Samples, Modesto Management Zone.....	35
Figure 3-4. Domestic Wells Located Outside Public Water System Areas in the Modesto Management Zone and Adjacent Turlock Management Zone	40
Figure 6-1. Targeted Planning Areas for Potential Water Fill Stations in Modesto Management Zone	56
Figure 7-1. General Implementation Schedule for Modesto Management Zone EAP	67

List of Tables

Table 2-1. Summary of Community Outreach Meetings during EAP Development	24
Table 2-2. Categories of Other Stakeholders in the Modesto Management Zone.....	25
Table 2-3. Summary of Other Stakeholder Meetings during EAP Development.....	26
Table 3-1. Classification of Drinking Water Systems by Constituency, Connections, and Duration of Service per Year	28
Table 3-2. Non-Compliant Public Water Systems (as of June 2022) due to Nitrate and Nitrate Plus Co-Contaminants	37
Table 3-3. Summary of Domestic Wells and Population with Estimated Upper Zone Nitrate Concentration Categories.....	39
Table 5-1. Process to Conduct Community Outreach Meetings.....	48
Table 6-1. Initial 5-gallon Bottles Delivered per Month	52
Table 6-2. Stages of Residential Well Testing Program.....	58
Table 7-1. Valley Water Collaborative EAP Implementation Schedule	68

Appendices

Appendix A: Valley Water Collaborative Community Engagement Strategy
Appendix B: Community Profile
Appendix C: State Water Board Community Engagement Checklist
Appendix D: Community Outreach to Support EAP Development
Appendix E: Summary of Public Supply Wells in DDW Database with Records of Nitrate Exceedances
Appendix F: Program Application Form
Appendix G: List of Vendors for Bottled-water Delivery and Point of Use Treatment Systems
Appendix H: EAP Implementation Reporting Metrics

Acronyms

Acronym	Definition
1,2,3-TCP	1,2,3-Trichloropropane
APN	Assessor Parcel Numbers
Basin Plans	Water Quality Control Plans for the Sacramento River and San Joaquin River Basins and the Tulare Lake Basin
CRWA	California Rural Water Association
Central Valley Water Board	Central Valley Regional Water Quality Control Board
Coalition	East San Joaquin Water Quality Coalition
CVDRMP	Central Valley Dairy Representative Monitoring Program
CV-SALTS	Central Valley Salinity Alternatives for Long-term Sustainability
CSD	Community Services District
CWD	Community Water District
DDW	Division of Drinking Water
DWR	California Department of Water Resources
DWW	Drinking Water Watch
EAP	Early Action Plan
FAQ	Frequently Asked Questions
GAMA	Groundwater Ambient Monitoring and Assessment
GIS	Geographic Information Systems
GSA	Groundwater Sustainability Agency
ILRP	Irrigated Lands Regulatory Program
IX	Ion Exchange
LPA	Local Primacy Agency
LSWS	Local Small Water System
MCL	Maximum Contaminant Level
mg/L	milligrams per liter
MZ	Management Zone
MZIP	Management Zone Implementation Plan
N	Nitrogen
NGOs	Non-Governmental Organizations
O&M	Operation and Maintenance
PMZP	Preliminary Management Zone Proposal
POU	Point of Use
PWS	Public Water System
RO	Reverse Osmosis
SGMA	Sustainable Groundwater Management Act
SSWS	State Small Water System
State Water Board	State Water Resources Control Board
Strategy	Modesto and Turlock Community Engagement Strategy
VWC	Valley Water Collaborative
WCR	Well Completion Reports

Executive Summary

La version en Español se encuentra al final de este Resumen Ejecutivo

The Central Valley Regional Water Quality Control Board (Central Valley Water Board) has begun implementing a new Nitrate Control Program in the Central Valley that is designed to achieve three nitrate management goals:

- *Goal 1* – Ensure a safe drinking water supply;
- *Goal 2* – Reduce nitrate loading so that ongoing discharges neither threaten to degrade high quality waters absent appropriate findings by the Central Valley Board nor cause or contribute to exceedances of nitrate water quality objectives; and
- *Goal 3* – Implement long-term, managed restoration of impaired water bodies.

The Valley Water Collaborative (VWC), a local non-profit organization, has established the Modesto Management Zone to achieve these three goals (Figure ES-1). VWC is managed by a 12-member Board of Directors representing local cities and industry operating in the basin including agriculture, dairies, poultry facilities, wineries, and food processors.

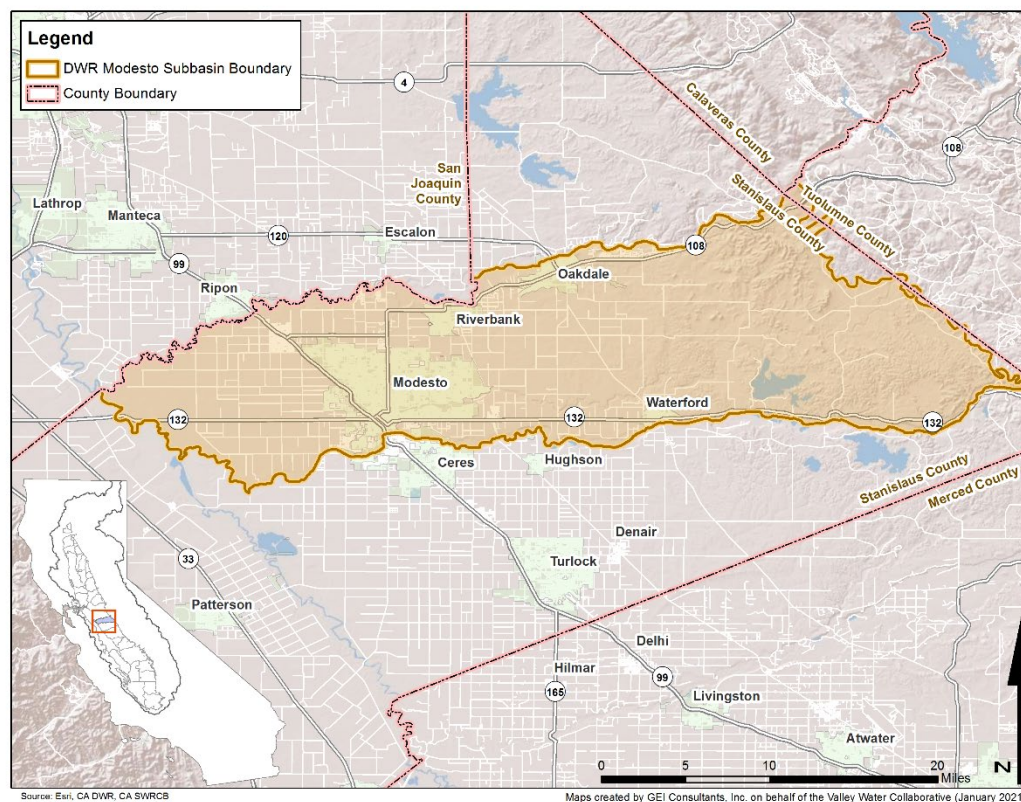


Figure ES-1. Location of the Modesto Management Zone

Establishment of this Management Zone required the preparation of an Early Action Plan (EAP) that identifies initial actions the VWC will carry out to address drinking water being used by residences in the basin with unsafe nitrate levels. The key element of this EAP, which was developed in collaboration with the community, is the Interim Replacement Water Program (Program). This Program provides immediate alternative sources of drinking water for residences that depend on groundwater that contains unsafe levels of nitrate used for drinking and cooking (water with more than 10 milligrams per liter nitrate as nitrogen (mg/L-N)).

This EAP provides detailed information on:

- The nitrate problem in the Modesto Management Zone;
- How residents can be involved in its implementation; and
- How the VWC can assist a residence if a drinking water source is found to have unsafe levels of nitrate.

The VWC has identified the areas in the Modesto Management Zone where nitrate levels are most likely to be > 7.5 mg/L-N (see orange and red areas in Figure ES-2).¹ Implementation of the EAP will initially focus on these high-risk areas. However, anyone in the Management Zone area may request that the VWC test their well to determine if their water has unsafe nitrate levels.

This Program provides an immediate solution for those currently experiencing unsafe levels of nitrate in their drinking water source. However, these solutions are only temporary and will eventually be replaced by long-term, permanent solutions.

There are several options for obtaining safe water upon implementation of the Program:

- Home bottled water delivery; and
- Installation of a Point-of-Use (POU) treatment system in your home; or
- Local fill station to fill water bottles, which may be available in the future.

¹ Areas are based on best available groundwater nitrate data compiled and analyzed for Upper Zone wells with samples between January 2010 and September 2020. These areas are subject to change as more Upper Zone nitrate data become available.

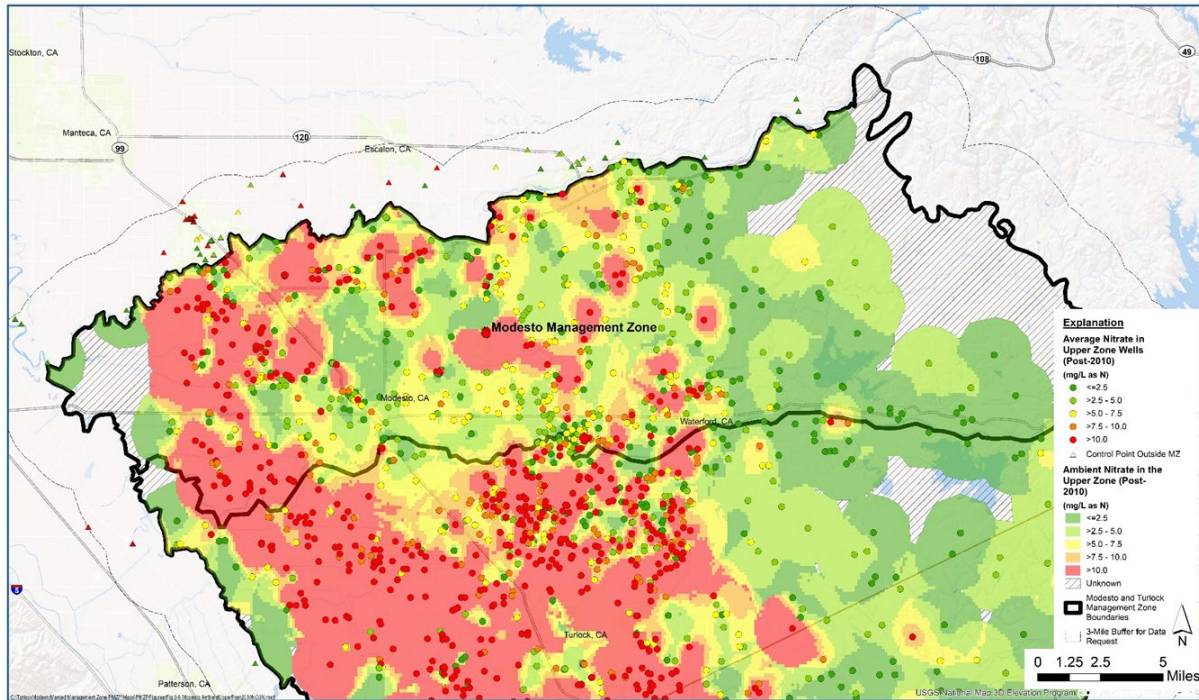


Figure ES-2. Areas in the Modesto Management Zone where Nitrate Levels in Groundwater Are Most Likely To Be > 7.5 mg/L-N (Orange and Red Areas) (Note: This map is subject to change as more Upper Zone nitrate data become available)

A residence located in the Modesto subbasin may receive bottled water delivery or installation of a POU treatment system if a resident can answer yes to the following three statements:

1. My home is in the Modesto Management Zone;
2. I am willing to sign an agreement with the service provider; and
3. My well has unsafe nitrate levels (> 10 mg/L-N) (see Figure ES-3) as determined by a water quality analysis conducted by a certified laboratory.



Figure ES-3. Scale Showing Nitrate Safe and Unsafe Levels

If you do not know if your well water has unsafe nitrate levels, contact the VWC and they will send a representative to your home to test your well at no cost to you. Results from the nitrate test, which will be provided to you, determines the next steps as shown in Figure ES-4. If your nitrate levels are unsafe the VWC will work with you immediately to obtain a safe source of drinking water. If nitrate levels are high but safe the VWC is offering to test your well the following year.

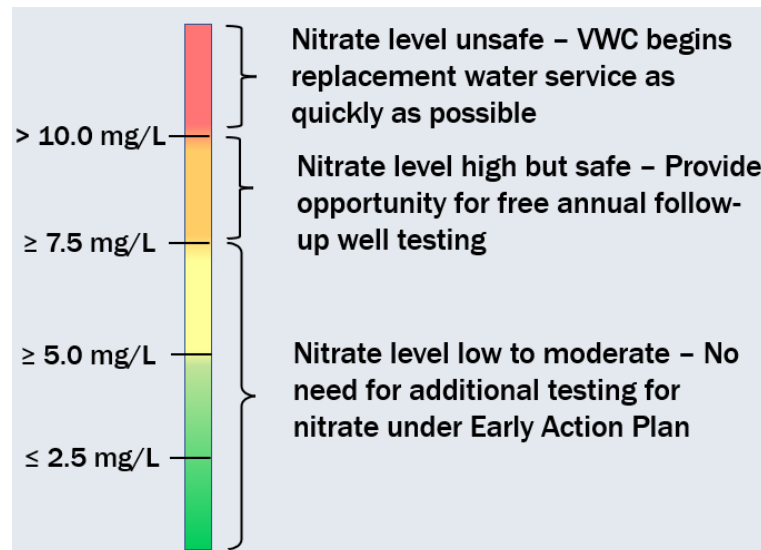


Figure ES-4 Nitrate Results and VWC Follow-Up Actions

VWC began holding community meetings in Fall 2020 to obtain input on the development of this EAP. Community meetings will continue during implementation to gain further input from residents on temporary solutions included in the Program and development of long-term drinking water solutions.

To support its community outreach efforts, the VWC established the following platforms to share information about the Program. The community is encouraged to sign up on VWC's email list to receive Program updates and invitations to community meetings.

- VWC website: <https://valleywaterc.org/>
- Facebook page: <https://www.facebook.com/Valley-Water-Collaborative-340350387401852/>
- Instagram: <https://www.instagram.com/valleywatercollaborative/>

Once the Program launched in May 2021, residences in the Management Zone can apply for well testing and replacement water on the VWC website. Anyone can sign up to be included on the VWC email list to receive community notifications. Residents with any questions or concerns about the EAP may contact VWC by phone at (209) 750-3867 or by email at contact@valleywaterc.org. For any residents needing translation services, access to bilingual staff will be available and additional language resources will be provided as needed.

Resumen Ejecutivo

La Junta Regional de Control de Calidad de Agua del Valle Central (Central Valley Water Board en Inglés) comenzó a implementar un nuevo Programa de Control de Nitratos en el Valle Central que esta designado a lograr tres objetivos en el manejo de nitratos y son mencionados a continuación:

- *Objetivo No.1:* Garantizar el suministro seguro de agua potable
- *Objetivo No.2:* Reducir la carga de nitratos para que las descargas constantes no amenacen con degradar la alta calidad de agua sin los estudios apropiados de la Junta del Valle Central, además de no ser una causa o contribución a exceder los objetivos de calidad del nitrato en el agua.
- *Objetivo No. 3:* Implementar la restauración a largo plazo de los cuerpos de agua ya deteriorados

Valley Water Collaborative (VWC) es una organización sin fines de lucro que ha establecido la Zona de Gestion de Modesto para alcanzar estos tres objetivos. (Ver Figura ES-1). VWC es administrado por un junta directiva de 12 miembros que representan a las ciudades locales y a las industria que opera en la cuenca, incluyendo la agricultura, industria de lácteos, las instalaciones avícolas, las bodegas de vino y procesadores de alimentos.

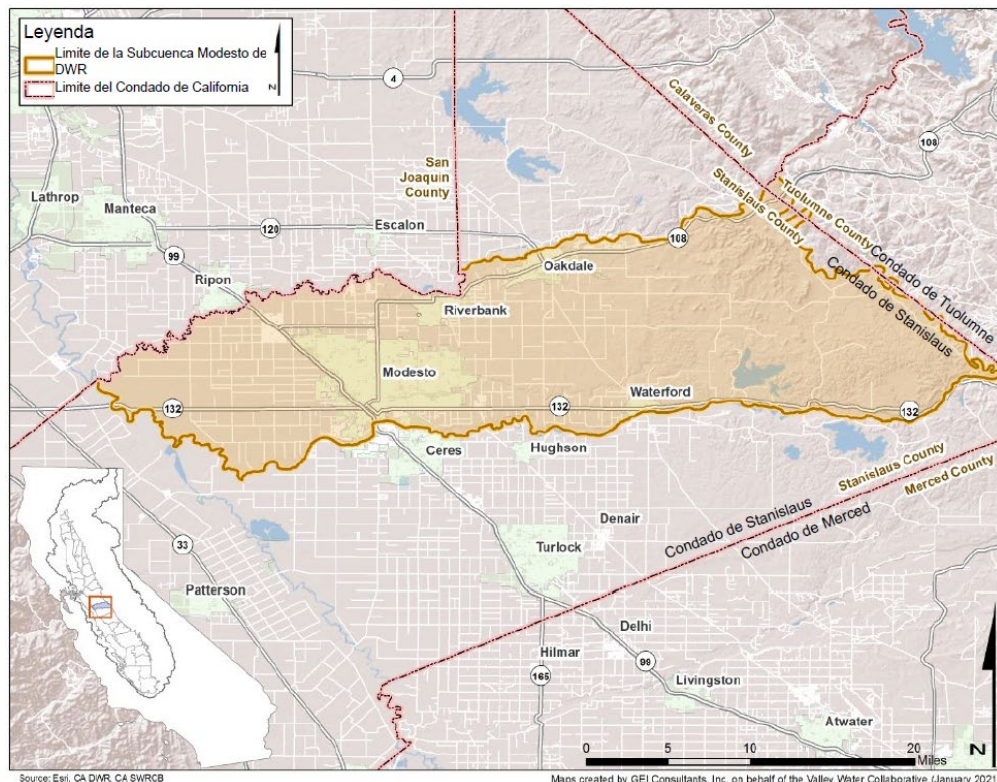


Figura ES-1. Area de la Zona de Gestión de Modesto

El establecimiento de la zona de gestión requirió la preparación de un Plan de Acción Temprana (EAP en Inglés) que identifica las acciones iniciales que VWC llevará a cabo para abordar el uso de agua potable en las residencias dentro de la cuenca que contenga niveles no seguro de nitrato. Lo más importante de este EAP es que se desarrolló con la colaboración de la comunidad y es un Programa Provisional de Reemplazo de Agua. Este programa proporciona fuentes alternativas inmediatas de agua potable que son usados para beber y cocinar en las residencias que dependen de agua subterránea con niveles no seguro de nitrato (El agua con niveles no seguros para el consumo contiene mas de 10 miligramos por litro de nitrato como nitrógeno (mg/L-N)).

El EAP proporciona información detallada acerca de:

- El problema de los nitratos en la zona de gestion de Modesto
- Como los residentes pueden participar en la implementación de los planes y
- Como el VWC puede ayudar a una residencia que contenga niveles no seguro de nitrato

El VWC ha indentificado las áreas en la Zona de gestion de Modesto donde los niveles de nitrato tienen altas probabilidades de ser no seguros con un valor mayor o igual a > 7.5 mg/L-N (Ver areas de color naranja y rojo en la Figura ES-2¹). La implementación del EAP se enfocará inicialmente en estas áreas de alto riesgo. Sin embargo, cualquier persona que se encuentre en el área de la zona de gestión puede solicitar a VWC que examine si el agua tiene niveles de Nitrato no seguros

Este programa proporciona una solución inmediata para aquellos que actualmente experimentan niveles no seguro de nitrato en su fuente de agua potable. Sin embargo, estas soluciones son solo temporales y eventualmente seran reemplazadas por soluciones permanentes a largo plazo.

Hay muchas opciones para obtener agua potable cuando el Programa sea implementado:

- Entrega de agua embotellada a domicilio y
- Instalación de un sistema de tratamiento en el punto de uso (POU) en su hogar
- Estación de distribución local para llenar botellas de agua.

¹ Las áreas obtenidas se basan en los mejores datos disponibles de nitratos de agua subterránea compilados y analizados en los pozos de la Zona Superior con muestras entre Enero del 2010 y Septiembre del 2020. Estas áreas están sujetas a cambios a medida que se disponga de más datos de Nitratos en la Zona Superior.

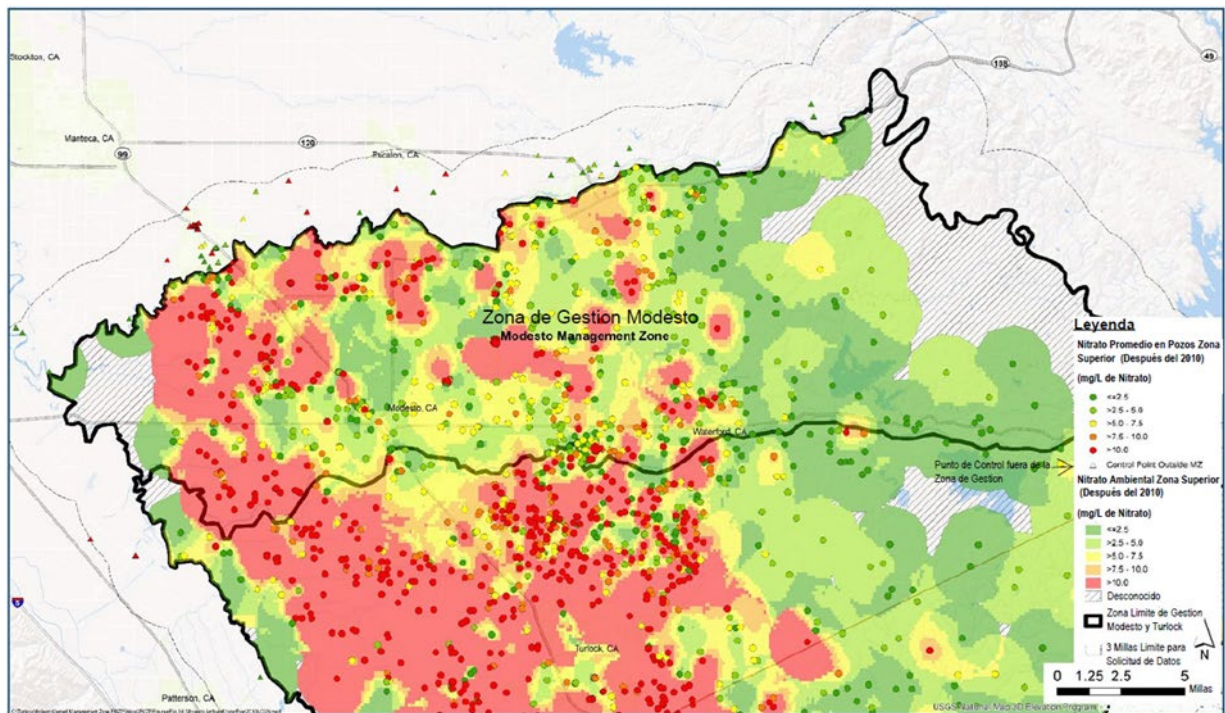


Figura ES-2. Areas en la Zona de Gestión de Modesto Donde el Nivel de Nitrato en la Cuenca de Agua Subterráneas con Altas Probabilidades de ser No Seguro con un valor mayor o igual a > 7.5 mg/L-N (Ver zonas en color naranja y rojo) (Nota: Este mapa está sujeto a cambios a medida que se disponga de más datos de Nitrato en la Zona Superior)

Las residencias localizadas en la Cuenca de Modesto pueden recibir la entrega de agua embotellada o la instalación de un Sistema de tratamiento POU si dicha residencia esta de acuerdo con lo siguiente:

1. Mi casa esta en la Zona de Gestión de Modesto
2. Estoy dispuesto a firmar un acuerdo con el proveedor de servicios, y
3. Mi pozo tiene niveles no seguro de nitrato (mayor de 10 mg/L-N) (Ver Figura ES-3) de acuerdo con lo determinado por un análisis de calidad del agua realizado por un laboratorio certificado.

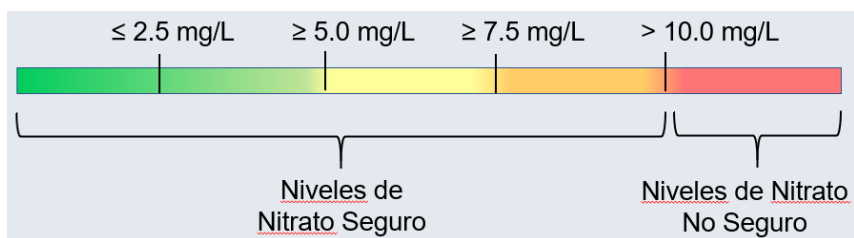


Figura ES-3. Niveles Seguros y No Seguros de Nitrato en el Agua.

Si no sabe o desconoce si el agua de su pozo tiene niveles no seguro de nitrato, comuníquese con el VWC y ellos enviarán un representante a su residencia para realizar un examen en el pozo sin costo alguno. Los resultados de la prueba de nitrato se le enviarán y determinará los pasos a seguir como se muestra en la Figure ES-4. Si sus niveles de nitrato no son seguros, VWC trabajará con usted de inmediato para obtener una fuente segura de agua potable. Si los niveles de nitratos son altos pero seguros, el VWC se ofrece a realizar otra prueba el año siguiente.

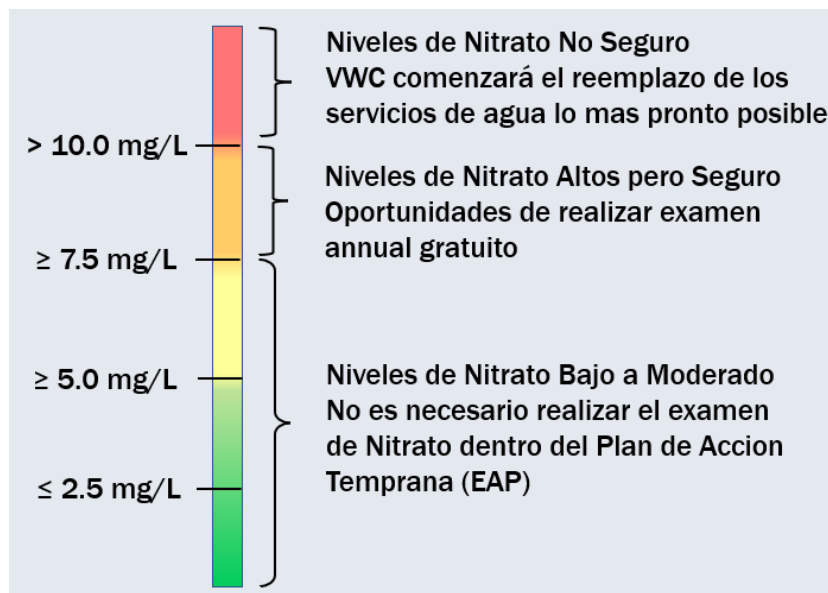


Figura ES-4. Resultados de Nitrato y VWC Plan de Acción

VWC comenzó a realizar reuniones comunitarias en el pasado otoño del 2020 para obtener información acerca del desarrollo de este EAP. Las reuniones comunitarias continuaran durante la implementación para obtener sugerencias de los residentes sobre las soluciones temporales incluidas en el Programa y el desarrollo de soluciones de agua potable a largo plazo.

Para apoyar los esfuerzos de alcance a la comunidad VWC establecio las siguientes plataformas en la web para compartir información sobre este programa. Animamos a la comunidad a partipar e inscribirse en la lista de correo electrónico VWC para recibir actualizaciones del programa e invitaciones a las reuniones

- Sitio web de VWC <https://valleywaterc.org/>
- Sitio en Facebook <https://www.facebook.com/Valley-Water-Collaborative-340350387401852/>
- Cuenta de Instagram: <https://www.instagram.com/valleywatercollaborative/>

Cuando el Programa sea lanzado a principios de la primavera de este año 2021 las residencias en la zona de gestión pueden solicitar pruebas de pozos y agua potable de reemplazo en el sitio web de VWC. Cualquiera que se registre ahora para ser incluido en la lista de correo electrónico de VWC para recibir notificaciones de la comunidad. Los

residentes que tengan preguntas o inquietudes sobre el EAP pueden comunicarse con VWC por teléfono al (209) 750-3867 o por correo electrónico a contact@valleywaterc.org. Para cualquier residente que necesite servicios de traducción, se dispondrá de acceso a personal bilingüe y se proporcionarán recursos lingüísticos adicionales según sea necesario.

This page intentionally left blank

1. Background and Purpose

The Nitrate Control Program was established by the Central Valley Regional Water Quality Control Board (Central Valley Water Board) in the Water Quality Control Plan for the Sacramento and San Joaquin River Basins. A requirement of the Nitrate Control Program is to develop an Early Action Plan (EAP), defined as a plan that identifies community outreach activities and an implementation schedule that will ensure access to safe drinking water for those dependent on groundwater wells exceeding the nitrate drinking water standard of 10 milligrams per liter nitrate as nitrogen (mg/L-N). While these wells are primarily domestic wells, this EAP also addresses areas where public water supply wells have nitrate levels exceeding the drinking water standard. This EAP provides temporary solutions for providing safe drinking water to those impacted by nitrate contamination in groundwater; it will be implemented until permanent solutions for safe drinking water are implemented through an approved Management Zone Implementation Plan (MZIP).

1.1 Early Action Plan Requirements

An EAP must include the following, unless otherwise approved by the Central Valley Water Board's Executive Officer:

- i. A process to identify affected residents and the outreach utilized to ensure that impacted groundwater users are informed of and given the opportunity to participate in the development of proposed solutions;
- ii. A process for coordinating with others that are not dischargers to address drinking water issues, which must include consideration of coordinating with impacted communities, domestic well users and their representatives, the State Water Resources Control Board's (State Water Board) Division of Drinking Water (DDW), Local Planning Departments, Local County Health Officials, Sustainable Groundwater Management Agencies (SGMA) and others as appropriate;
- iii. Specific actions and a schedule of implementation that is as short as practicable to address the immediate drinking water needs of those initially identified within the Management Zone, or area of contribution for a Path A discharger, that are drinking groundwater that exceeds nitrate standards and that do not otherwise have interim replacement water that meets drinking water standards; and
- iv. A funding mechanism for implementing the Early Action Plan, which may include seeking funding from Management Zone participants, and/or local, state and federal funds that are available for such purposes.

1.2 Early Action Plan Framework and Applicability

This EAP was initially submitted to the Central Valley Water Board as an attachment to the Valley Water Collaborative's (VWC) Modesto and Turlock Preliminary Management Zone Proposal (PMZP), March 8, 2021. This PMZP submittal supports the establishment of the Modesto Management Zone, which is adjacent to the Turlock Management Zone (**Figure 1-1**). This EAP applies to all areas within the Modesto Management Zone boundary, but targets areas where nitrate in the Upper Zone of the underlying groundwater most likely exceeds the nitrate drinking water standard. Section 3 below identifies these target areas.

Implementation of this EAP began on May 8, 2021 after the Central Valley Water Board conditionally approved the EAP submitted on March 8, 2021. Where appropriate, EAP activities implemented in the Modesto Management Zone are coordinated with related EAP activities in the Turlock Management Zone. This EAP has been updated as part of the development of the proposed Management Zone's Final Management Zone Proposal (FMZP).

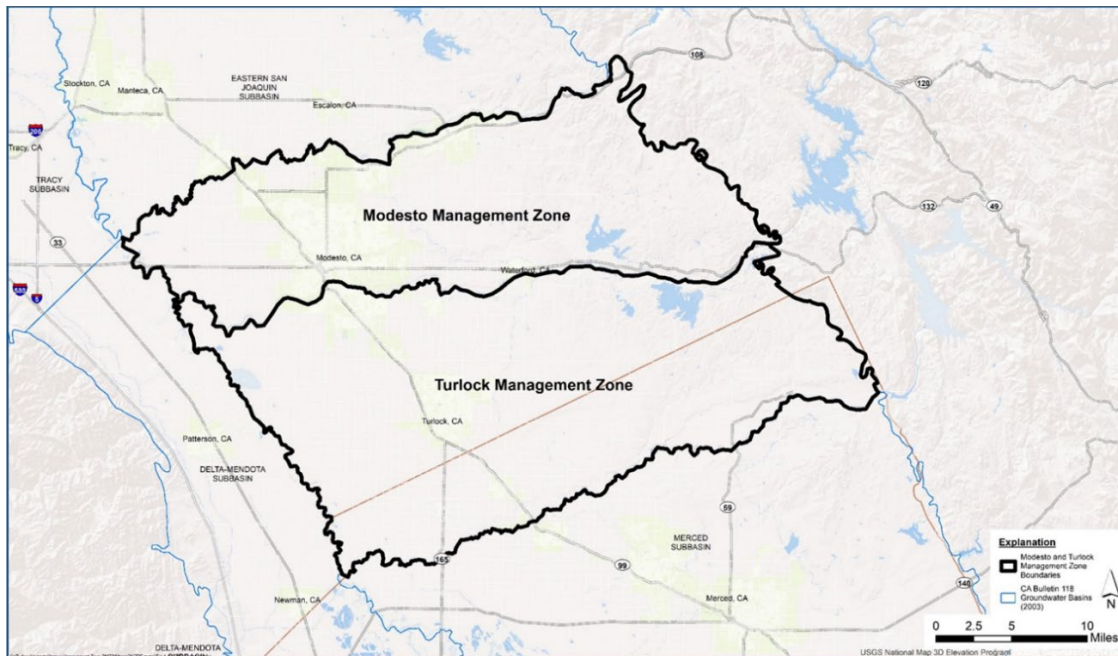


Figure 1-1. Modesto and Turlock Management Zones, Central Valley of California

1.3 Valley Water Collaborative

The Valley Water Collaborative (VWC) is a non-profit organization established to organize and operate the proposed Modesto and Turlock Management Zones. The VWC combines the resources and expertise of its member organizations to ensure that all residents with wells impacted by elevated nitrate levels have access to safe drinking water. VWC's mission is "to maintain and improve the quality of life in the northern San Joaquin Valley by implementing programs that provide access to safe drinking water for residents, and by engaging in activities with the goal of protecting or enhancing the quality of groundwater used as

drinking water for residents in the region”. The VWC is responsible for the implementation of this EAP within the Modesto Subbasin.

1.3.1 How to Contact Valley Water Collaborative

VWC may be contacted for any questions or concerns regarding this EAP during normal business hours by the following methods:

- By phone at (209) 750-3867
- By email at contact@valleywaterc.org
- Through VWC website at <https://valleywaterc.org/>
- Direct Mail: 1201 L Street, Modesto, CA 95354

VWC staff will respond to any questions or concerns during normal business hours in a timely manner. For any residents needing translation services, access to bilingual staff will be available and additional language resources will be provided as needed.

This page intentionally left blank

2. Community Outreach to Develop Early Action Plan

This section describes the community outreach activities implemented during development of this EAP. These activities were guided by the Modesto and Turlock Community Engagement Strategy (“Strategy”) (**Appendix A**) which is supported by the community profile developed for the area (**Appendix B**). The Modesto and Turlock Subbasins have separate EAPs, but the community outreach activities described below were conducted jointly by both subbasins.

2.1 Community Engagement Strategy

This Strategy guided VWC outreach activities and targeted potential nitrate-impacted residents to provide opportunity to participate in the development of this EAP. The Strategy was developed in accordance with the *Guidance for Engaging Communities During Development of Early Action Plans* (State Water Resources Control Board [State Water Board] 2020). **Appendix C** summarizes how the State Water Board’s community engagement recommendations were addressed during EAP development.

The Strategy established the following objectives for VWC’s outreach process:

- Objective 1 – Educate the public about the development and implementation of the EAP and their opportunities for participation.
- Objective 2 – Engage a diverse group of community members and non-dischargers representing different social, cultural, and economic elements of the population.
- Objective 3 – Make community and non-discharger participation easy and accessible.
- Objective 4 – Provide a roadmap for VWC leadership.

As the Strategy was implemented, it was adapted when needed to optimize engagement strategies. This Strategy will continue to be used during EAP implementation; it is considered a “living” document that will continue to be updated, as needed.

Notably, COVID-19 limited the type of community outreach activities that could be implemented. As required by government directives, all community meetings held during development of this EAP were conducted virtually. These requirements prevented VWC from working directly with the community through in-person meetings. Moving forward, VWC will continue to coordinate outreach efforts with established community organizations and programs in the area as described in the Strategy. In addition, VWC will hold in-person meetings to directly interact with local communities covered by this EAP.

Figure 2-1 provides an overview of the different entities with interests in the Management Zone that are referred to in this EAP. While all of these entities have a vested interest in the communities they live and work in, they may have very different interests or expectations in how the Nitrate Control Program requirements are implemented within the Management Zone. Collectively all of these groups or individuals are considered Management Zone “interested parties.”

Management Zone interested parties are often divided into two groups: permitted dischargers and non-dischargers. The former must comply with the Nitrate Control Program due to requirements in the Basin Plan and their discharge permits. Non-dischargers include both community participants (local residents and community advocates) and other interested stakeholders. Community participants include the residents of Stanislaus and Merced counties within the Management Zone, who rely on domestic wells or small water systems as their source of drinking water and whose well has been tested and found to have nitrate levels that exceed drinking water standards. Other stakeholders are those entities with roles or responsibilities in the Management Zone associated with local governance, land use planning and management of drinking water.

Implementation of the Strategy focused on engaging non-dischargers – both community participants and other stakeholders. Community participants are the primary focus of the EAP and its purpose to ensure residents have access to drinking water that meets the nitrate drinking water standard. The following sections describe the community engagement activities implemented to obtain input from non-dischargers during EAP development.

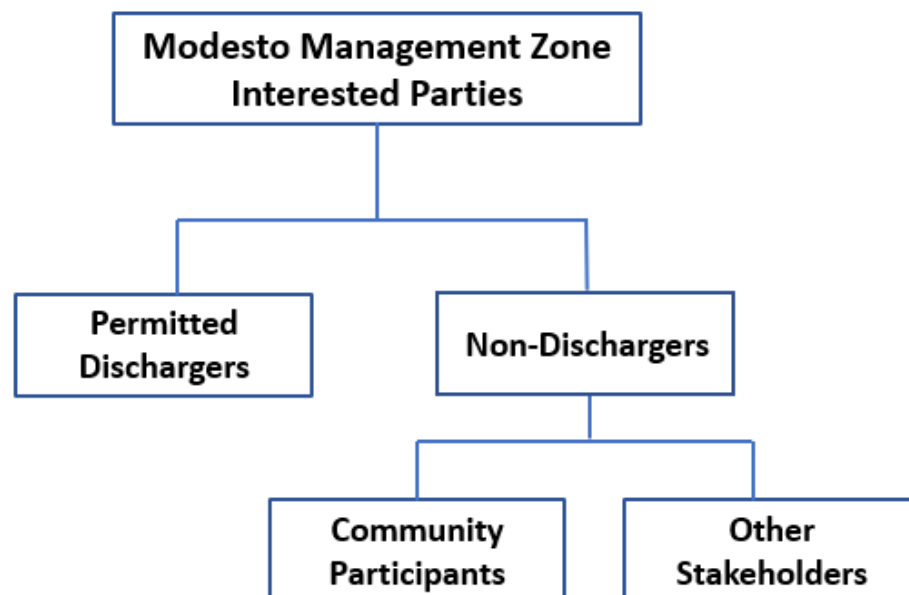


Figure 2-1. Modesto Management Zone Interested Parties

2.2 Community Engagement Activities

VWC conducted a variety of community engagement activities to encourage active involvement of diverse social, cultural, and economic elements of the community. (see **Appendix D** for supporting documentation). Following is a summary of these activities to reach out to all non-dischargers in the Management Zone.

2.2.1 Establishment of Management Zone Website

VWC established a website (<https://valleywaterc.org/>) in late October 2020 that includes the following or characteristics:

- Information about the VWC, including its mission, Board of Directors and staff;
- Upcoming community outreach activities;
- Previously completed outreach meeting information, including recorded meeting presentations; and
- Frequently Asked Questions (FAQ) about nitrate and potential impacts to drinking water.
- Website is translated into Spanish and other languages using Google Translate.

The VWC website, which is regularly updated, provides an opportunity for interested parties to sign up for notification alerts so they may receive information related to Management Zone development and EAP implementation. Interested parties may provide their email address as a “Community Participant” or as a “Stakeholder.” Individuals providing their email will receive information about upcoming meetings, or other Management Zone activities. Encouragement to sign up to VWC’s website has been and will continue to be advertised in meeting flyers and outreach activities. In addition, to further assist with efforts to inform the public on VWC’s presence in the area, VWC has set up a Facebook page (<https://www.facebook.com/Valley-Water-Collaborative-340350387401852/>) and Instagram (<https://www.instagram.com/valleywatercollaborative/>). VWC will continue exploring other social media avenues during EAP implementation.

2.2.2 Outreach to Community Participants

VWC conducted regular meetings to provide opportunity for public participation in the development of the EAP’s interim replacement water program (**Table 2-1**). Meeting dates, times, and means to access the virtual events are posted at:

<https://valleywaterc.org/meetings/>. Prior to each meeting, VWC also sent notices (English and Spanish) via email to all non-dischargers in its contact list to help facilitate outreach. During EAP development, two different dates and times were provided for community meetings to allow more opportunity for community participation. Beginning in December 2020, Spanish translation was provided during the meetings. VWC is committed to reaching as many residents as possible and will continue to hold community outreach meetings during

EAP implementation. Community residents are also encouraged to participate in the Modesto Subbasin Committee to provide local input to the VWC Board. Requests for participation have been made during outreach meetings and posted on VWC’s website, Facebook page, and Instagram. VWC will continue to seek local participants. When possible, VWC will begin including in-person meetings as part of its community outreach efforts (see Section 5).

Table 2-1. Summary of Community Outreach Meetings during EAP Development

Activity	Purpose	Date/Time
Modesto and Turlock Management Zones Community Outreach Meeting #1	Introduction of the VWC and Nitrate Control Program. Overview of potentially nitrate-impacted areas, possible interim solutions, and how residents participate.	November 4, 2020 (3-4 pm)
		November 5, 2020 (6-7 pm)
Modesto and Turlock Management Zones Community Outreach Meeting #2	Overview of nitrate conditions and potential interim drinking water solutions under the EAP as well as the opportunity to provide feedback on potential interim replacement water program elements.	December 8, 2020 (3-4 pm)
		December 9, 2020 (6-7 pm)
Modesto and Turlock Management Zones Community Outreach Meeting #3	Present draft EAP to provide opportunity for community participants to review and comment on public draft EAP	February 9, 2021 (3-4 pm)
		February 10, 2021 (6-7 pm)

2.2.3 Outreach to Other Stakeholders

VWC developed an initial list of other stakeholders by identifying organizations within the Modesto Management Zone with knowledge of the local community and potential to assist in the development and implementation of the EAP. Direct contact by phone and email was made to entities such as school districts, local colleges and universities, County libraries, County health programs/services, e.g., Women, Infants and Children (WIC) and First 5, and local community-based organizations including Valley Improvement Projects and California Rural Legal Assistance. This contact list was expanded as additional stakeholders were identified. **Table 2-2** categorizes these stakeholders and identifies their potential roles to support EAP development (FMZP includes the current list of entities on this list). Outreach was conducted with many of these entities to obtain their assistance with outreach to the community. For example, many of these stakeholders assisted with the distribution of community meeting notices and materials.

To gain input from a larger group of community residents, an Employee Questionnaire regarding the Interim Replacement Water Program (Appendix D-3) has been distributed to VWC Board Members and its consultants. VWC Board Members circulated this survey to their employees who reside in the Management Zone. Between all the entities represented by VWC Board Members, the number of survey recipients included more than 1,000

individuals; but only about 30 survey responses were received. Survey results have been used to gain community feedback on the Interim Replacement Water Program.

Several virtual meetings were held to seek input from stakeholders (**Table 2-3**). Meeting dates, times, and the means to access the virtual events are posted at:

<https://valleywaterc.org/meetings/>. Prior to each meeting, VWC directly contacted the County health programs/services to assist in community outreach and sent meeting notices via email to all the other stakeholders on the VWC's contact list.

Table 2-2. Categories of Other Stakeholders in the Modesto Management Zone

Category	Key Role(s) in EAP Development or Implementation
Stanislaus County	Board of Supervisors – Dissemination of information to County residents; support approval of EAP-related projects
	Planning and Community Development – Support approval of EAP-related projects
	Health Services Agency – Support implementation of EAP-related activities
Incorporated Communities ¹	Given the presence of shopping centers ² in these locations, some of these communities may be targeted for establishment of water fill stations. Coordination with these communities can facilitate establishment of these facilities.
Unincorporated Communities/ Census-Designated Places	
Central Valley Water Board	Ensure that EAP development and implementation is consistent with Nitrate Control Program requirements.
State Water Board DDW	Ensure that water fill stations or other replacement water alternatives meet state and federal regulations for drinking water.
Non-Governmental Organizations (NGOs)	Organizations represent various community interests within the Management Zone and can assist with implementation of EAP elements, especially activities related to community outreach. Key participants to date have included, e.g., Modesto Junior College, California State University – Stanislaus, California Rural Legal Assistance, Valley Improvement Projects, Self-Help Enterprises, Clean Water Action, Leadership Counsel for Justice and Accountability.
Groundwater Sustainability Agencies (GSAs)	Ten GSAs are located within the Management Zone (See FMZP Attachment B-1). EAP implementation activities involving use of water will be coordinated with these agencies, which can also assist with dissemination of information within their jurisdictions.
Representative Organizations	Trade organizations may represent various facilities that are dischargers within the Management Zone. Key participants to date have been the California League of Food Producers, Central Valley Dairy Representative Monitoring Program (CVDRMP), Dairy Cares, East San Joaquin Water Quality Coalition (ESJWQC), Western United Dairywomen and the Madera, Merced, and Stanislaus County Farm Bureaus. These non-dischargers can assist EAP implementation through dissemination of information through their members (which may be dischargers) and community outreach activities.

¹ Some incorporated communities may be participating in the EAP as permitted dischargers subject to the requirements of the Nitrate Control Program.

² Shopping centers includes public access areas such as: strip malls, grocery stores, gas stations, etc.

Table 2-3. Summary of Other Stakeholder Meetings during EAP Development

Activity	Purpose	Date/Time
Modesto and Turlock Management Zones Stakeholder Meeting #1	Introduction of the VWC and Nitrate Control Program. Overview of potentially nitrate-impacted areas, discharger outreach, and Early Action Plan	October 29, 2020 (1:30 - 2:30 pm)
Modesto and Turlock Management Zones Stakeholder Meeting #2	Overview of nitrate conditions and potential interim drinking water solutions under the EAP	December 3, 2020 (1:30 – 2:30 pm)
Modesto and Turlock Management Zones Stakeholder Meeting #3	Present draft EAP to provide opportunity for community participants to review and comment on public draft EAP	February 2, 2021 (1:30 – 3:30 pm)

3. Identification of Potentially Impacted Groundwater Users

3.1 Nitrate-impacted Areas

To support the development of the Modesto and Turlock Preliminary Management Zone Proposal, nitrate groundwater data were updated using various publicly available sources, including the State Water Board's DDW, GeoTracker Groundwater Ambient Monitoring and Assessment (GAMA) data, and the previously developed Central Valley Salinity Alternatives for Long-term Sustainability (CV-SALTS) salt and nitrate database. These data were complemented by data requested from county environmental health departments.

Groundwater data were categorized into depth zones, following previously developed CV-SALTS best management practices, and wells meticulously vetted and completed in the Upper Zone² of the groundwater aquifer were used to determine recent average ambient nitrate concentrations for data since the year 2010 (see Attachment D in the FMZP for additional information regarding data analysis methods). The best available groundwater nitrate dataset for the Upper Zone wells consisted of public and non-public sample data collected between January 2010 and September 2020 for wells in the Management Zone and a three-mile buffer around the Management Zone. These nitrate data were temporally and spatially declustered for use in determining nitrate conditions in the Upper Zone for the Management Zone.

The Upper Zone average nitrate concentrations for wells in the Modesto Management Zone were used to produce a geospatial analysis of ambient conditions across the Modesto Subbasin. This methodology involves a technique called “kriging”, which utilizes known control point data and interpolates (or estimates) ambient nitrate conditions in between control points, using a search radius of 1.5 miles. **Figure 3-1** shows the Modesto Management Zone with the estimated ambient nitrate conditions in the Upper Zone, representing average groundwater quality conditions since 2010. For this Management Zone, groundwater quality data for wells completed in the Upper Zone were sparse in the far eastern portion of the Management Zone. Most of the wells completed in the Upper Zone with post-2010 nitrate data were located in the central portion of the Management Zone. The Management Zone recognizes that the map of ambient nitrate in the Upper Zone has inherent uncertainty and is adaptive in nature. As more Upper Zone nitrate data become available (e.g., through EAP implementation of well testing, or other monitoring programs associated with the Irrigated Lands Regulatory Program (ILRP), GSAs, or other entities), the ambient nitrate analysis will be repeated, and the ambient map will be updated (and potentially

² Upper Zone as defined by Central Valley Water Board is, “the portion of groundwater basin, sub-basin or Management Zone from which most domestic wells draw water.”

changed) during MZIP development. The map of ambient Upper Zone nitrate water quality is not intended to be a substitute for well testing or interim water replacement requirements.

Using the available nitrate dataset, it is evident that there are several nitrate-impacted areas within the Management Zone; these areas are defined by average recent nitrate concentrations in the Upper Zone exceeding the primary maximum contaminant level (MCL) of 10 mg/L-N. Figure 3-1 depicts these nitrate-impacted areas (see Section 3 of the FMZP for information regarding the development of Figure 3-1). The largest nitrate-impacted area occurs in the western part of the Management Zone, but there are other smaller pockets of nitrate-impacted areas in the central and northern parts of the Management Zone.

3.2 Residential and Other Public Water Supply Sources

3.2.1 Public Water System

Public Water Systems (PWS) are defined as systems that provide drinking water to: (1) 15 or more service connections; or (2) regularly serves at least 25 individuals daily at least 60 days or more per year (**Table 3-1**). Non-Community systems include any facility that provides drinking water, such as churches, rest stops, stores, schools, businesses, etc.

Table 3-1. Classification of Drinking Water Systems by Constituency, Connections, and Duration of Service per Year (adapted from Boyle et al. 2012)

Duration of Service	Connections:		< 5	5 +	< 15	15 +	< 200	200 +
	Persons Served:		< 25			25 +		
N/A	Small Water System (SWS) ¹	Classification Defined By	Connections					
< 60 days/year	Local Small Water System		Connections & (persons, duration)					
< 60 days/year	State Small Water System			Connections & (persons, duration)				
>= 60 days/year	Community Public Water System (PWS) ²					Connections or (persons, duration)		

¹ Classification as a SWS does not preclude classification as any of the other types. SWS may be regulated by DDW or by Local Primary Agency.

² A PWS is a system for the provision of water for human consumption that has 15 or more service connections OR regularly serves at least 25 individuals at least 60 days per year.

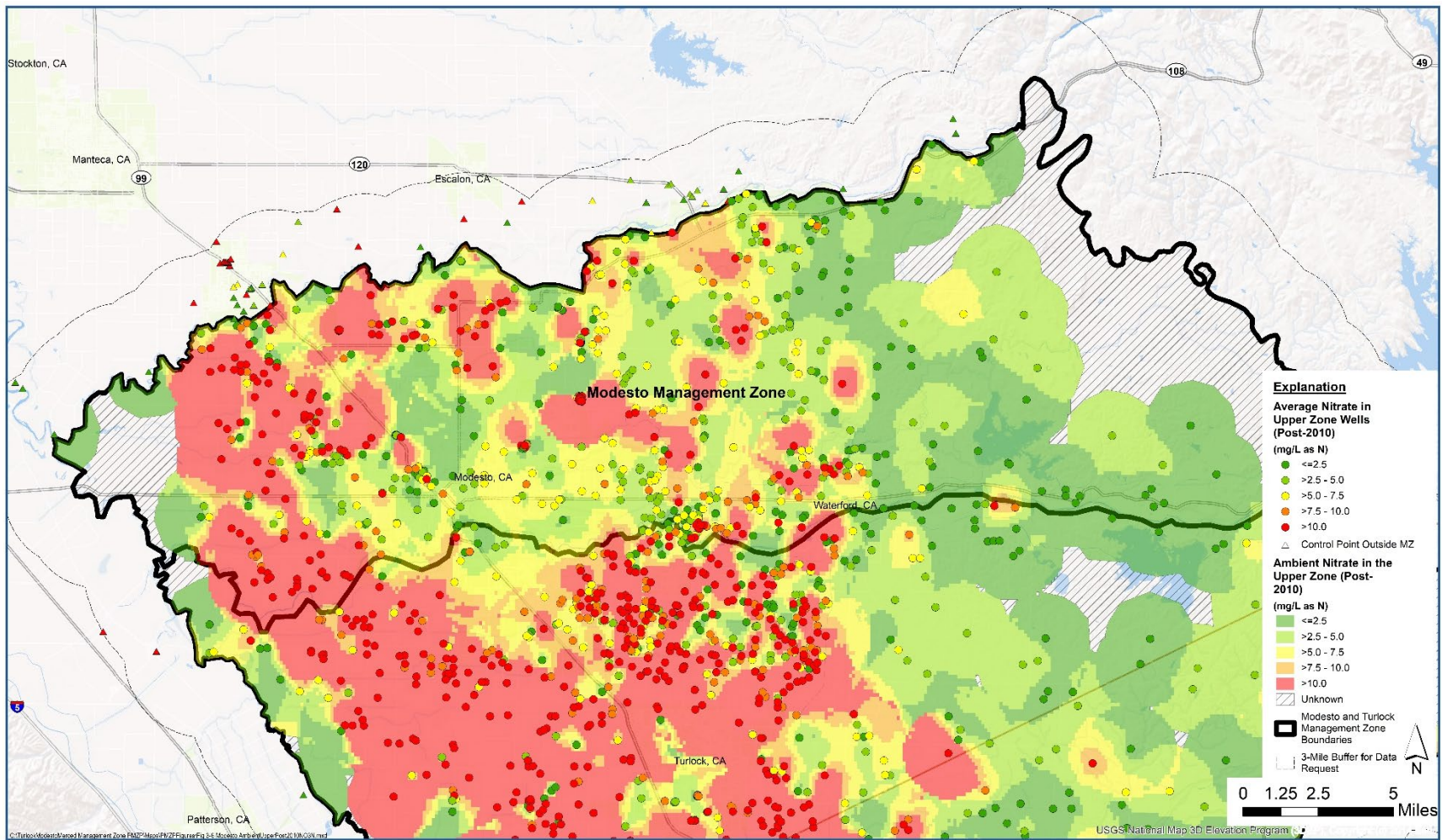


Figure 3-1. Ambient Post-2010 Nitrate Concentrations in the Upper Zone of Groundwater Underlying the Modesto Management Zone
(Note: This map is subject to change as more Upper Zone nitrate data become available)

Community PWS, which are regulated by DDW, are required to submit water samples of their raw and delivered water for a broad suite of regulated constituents on various schedules that depend on the constituent and the source water context. All PWS data on water quality, source locations, service areas, and historical data are publicly available on the State Water Board website.³

3.2.2 State Small Water Systems

State Small Water Systems (SSWS) are defined as systems serving at least five but not more than 14 residential households. Mutual Water Companies are frequently classified as a SSWS. Typically, SSWS are regulated by county environmental health departments; regulatory oversight of these systems varies by county. Typically, counties require submission of water quality samples annually (at most) for a smaller set of constituents than monitored by a PWS.

SSWS data are public; however, most counties in the state do not have these data compiled in any easily accessible format. Many counties require a fee for data retrieval for these systems. Typically, the data available include sporadic water quality data for a few constituents and the original permit for the system. The permit typically includes information on the construction of the water source (well) and the street where service is provided.

3.2.3 Local Small Water Systems

Local Small Water Systems (LSWS) include residential systems serving two to four households. Most counties regulate LSWS as if they were simply private wells – that is, they are unregulated except for the requirements associated with the drilling permit. Typically, no information is available to identify the difference between a single-household well and one used for a LSWS.

3.3 Potentially Impacted Public Supply Wells

Elevated nitrate concentrations have been found in many PWS wells in the Modesto Management Zone. The State Water Board's Drinking Water Source and Water Systems identification documentation was accessed via the internet⁴ to provide water system information that complements water quality data from DDW. Together, these two sources provide information about many systems with active versus inactive wells that have nitrate (as N) exceeding the MCL. This documentation provides a status code for each well, as well as a population served and number of connections for each water system. The following subsections provide an overview of the public supply wells in each Management Zone that have exceeded the nitrate drinking water standard at any time in its reported history. This

³ <https://data.ca.gov/dataset/drinking-water-public-water-system-information>. Accessed June 2022.

⁴ <https://sdwis.waterboards.ca.gov/PDWW/>. Accessed June 2022.

section also provides information about the treatment status and compliance status of various water systems in the Management Zone.

3.3.1 Public Supply Wells in the Management Zone

Public supply wells in the Modesto Subbasin with any measurement of raw untreated water having nitrate that exceeded the MCL were extracted from the database to determine if the wells are considered to be actively providing water to the water system or have been abandoned, destroyed, or inactive. Based on DDW data, 56 public supply wells in the Management Zone have exceeded the MCL for nitrate. Of those, 29 wells are considered “Active” (Active Raw, meaning the groundwater is sampled directly from the well; or Active Untreated, meaning the groundwater is sampled at a point between the well and a treatment system); the remainder are either abandoned wells (11 wells), destroyed wells (three wells), pending a status assignment (one well), inactive (10 wells), or standby wells (two wells). There are 30 unique water systems that have had wells in their system that have tested above the safe drinking water standard for nitrate. There are nineteen (19) water systems whose well(s) that have tested above the nitrate standard are listed as still being active. This does not mean that the system is out of compliance or serving water that exceeds the MCL, as many PWSs have treatment systems to remove or blend water with nitrate prior to delivery to customers.

California Department of Water Resources (DWR) provides approximate well locations for all Well Completion Reports (WCR) they have on record. These records include location information for domestic wells drilled across the state. **Figure 3-2** shows the locations provided by DWR for the domestic drinking water wells in their WCR database, as well as the service area boundaries of PWSs available in the area. Publicly available PWS service area boundaries are compiled by the California Environmental Health Tracking Program. Active public water supply wells that have experienced nitrate concentrations exceeding the MCL are located throughout the Management Zone and are plotted alongside domestic well locations in Figure 3-2.

According to the DDW database, 56 public supply wells have experienced nitrate concentrations that have exceeded the MCL one or more times in their period of record within the Modesto Subbasin. **Table E-1 in Appendix E** provides the following information for each of these wells:

- (a) Summary of the nitrate data available for the individual well, including:
 - i. Date range of measurements;
 - ii. Number of measurements;
 - iii. Range of nitrate measurements; and
 - iv. Date of the most recent nitrate exceedance.
- (b) Well system characteristics, including:
 - i. Well status (active, inactive, etc.);
 - ii. Water system the well provides water to;

- iii. Water system type (community, non-community non-transient, etc.);
- iv. Number of connections; and
- v. Population served by that water system.

Table E-2 in Appendix E provides information on the 30 unique public water supply systems that have had at least one well where nitrate concentrations have exceeded the MCL. This appendix provides the following information on each system:

- (a) Water system number (as identified by DDW);
- (b) Water system name;
- (c) Water system type;
- (d) Number of connections (which ranges from 1 to 69,766);
- (e) Number of wells in each well status category that have exceeded the nitrate MCL;
- (f) Population served by the PWS; and
- (g) If the PWS has an active impacted well, the population of potentially affected people served by the PWS.

3.3.2 Public Water System Delivered Water Treatment Status

Although there are some active PWS wells that have been tested for nitrate with results indicating nitrate concentrations have exceeded the MCL of 10 mg/L-N, many PWSs have treatment facilities to remove nitrate or other contaminants prior to the water being delivered to consumers. Using the best information readily available, it is possible to find DDW sources of water for PWS that are categorized as “treated”. This includes the following potential DDW-defined well status categories:

- *AT – Active Treated*: An active source which is sampled after any treatment.
- *CT – Combined Treated*: Combined sources which are treated.
- *DT – Distribution System Sample Point, Treated*: Sample point within the distribution system after treatment.
- *IT – Inactive Treated*: A source which is not in service for periods of one year or greater and which provides treated water to a system.
- *ST – Standby Treated*: A source which is used less than 15 calendar days per year, with periods not to exceed five consecutive days and which provides raw water which is sampled after treatment.

Even when a water system has a documented treated source according to DDW, this does not ensure that the water system treats its water for nitrate (a treated source may mean chlorination prior to being distributed, or possible treatment for other contaminants such as arsenic, manganese, or organic chemicals). PWS typically treat elevated nitrate by using blending, reverse osmosis (RO; membrane technology), ion exchange (IX), or biological or chemical nitrate removal via denitrification (less common).

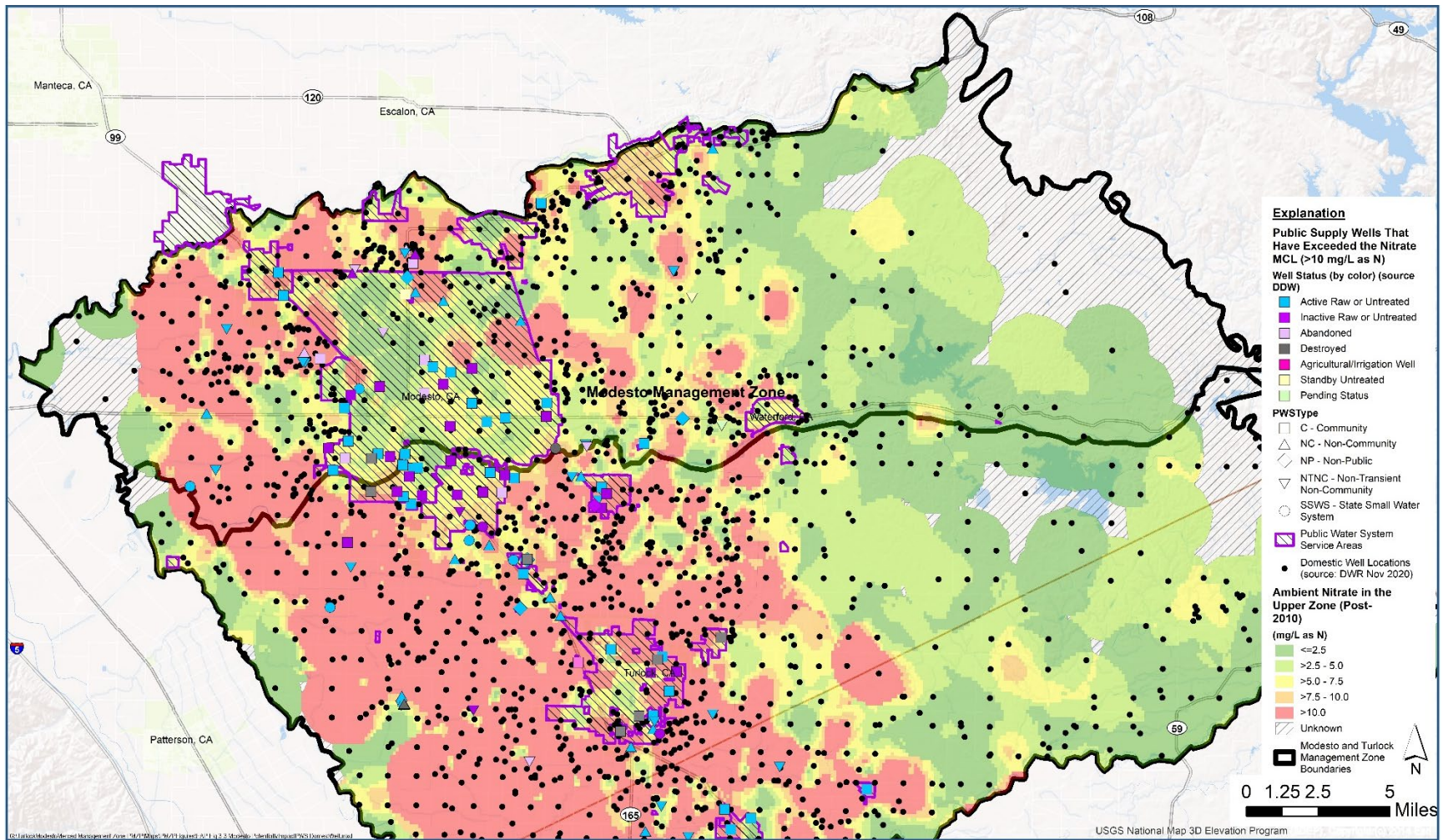


Figure 3-2. Potentially Impacted Public Water Supply Wells and All Domestic Wells, Modesto Management Zone
 (Note: This map is subject to change as more Upper Zone nitrate data become available)

Out of the 30 Public Water Systems with wells that have exceeded the nitrate MCL located within any portion of the Modesto Management Zone, nine of these systems have treatment capabilities as indicated by having a treated source in the DDW records. Three of the nine systems name some form of treatment that might treat nitrate (e.g., blending, RO, IX).

Table E-3 in Appendix E summarizes the water system treatment information that is available from DDW for the 30 PWSs that have experienced elevated nitrate levels in their well(s). **Figure 3-3** shows the Modesto Management Zone and the public supply wells that have exceeded the nitrate MCL. Water systems that have treated water sources (according to well status data from DDW) that might treat for nitrate are indicated with a circle. The color of the circle indicates whether the water system has had a nitrate sample from a treated source that exceeds the MCL ($> 10 \text{ mg/L-N}$).

3.3.3 Public Water Systems Out of Compliance Due to Nitrate

Public supply wells impacted by nitrate have been identified, and information about treatment status has been summarized above. Based on further investigation of PWSs with potential nitrate issues, it is possible to determine current compliance status, as of June 2022. If a PWS is fully in-compliance with all Title 22 drinking water standards, these systems will not have any open violations filed with the State Water Board (accessible via Drinking Water Watch [DDW]).

The Human Right to Water Data Portal⁵ (also through the State Water Board) provides a GIS point shapefile of PWSs and their compliance status (as of November 2020). This map file represents information available on community and non-transient non-community PWSs that are regulated by the State Water Board or Local Primacy Agency (LPA). PWSs included in this dataset have had or are in exceedance of a federal/state primary or secondary drinking water standard between January 2012 to November 2020. The State Water Board's regulatory authority does not include water systems that are defined as "SSWS", "LSWS", or private domestic wells.

The Human Right to Water Data Portal does not provide specific information as to why PWSs may be out of compliance. This information is available, however, through individual investigation of each PWS through the DWW website. Using a combination of information gleaned from data summarized in Section 3.3.1, the Human Right to Water Data Portal, and the DWW website, a compilation of the compliance status of all PWSs in the Modesto Management Zone can be seen in **Appendix E Table E-4**. This table illustrates that besides nitrate, there are several other chemicals that are causing PWSs to be out of compliance (1,2,3- Trichloropropane (1,2,3-TCP), uranium and arsenic). The following summary table was developed that lists the eight PWSs in the Modesto Management Zone

⁵ https://www.waterboards.ca.gov/water_issues/programs/hr2w/. Accessed June 2022.

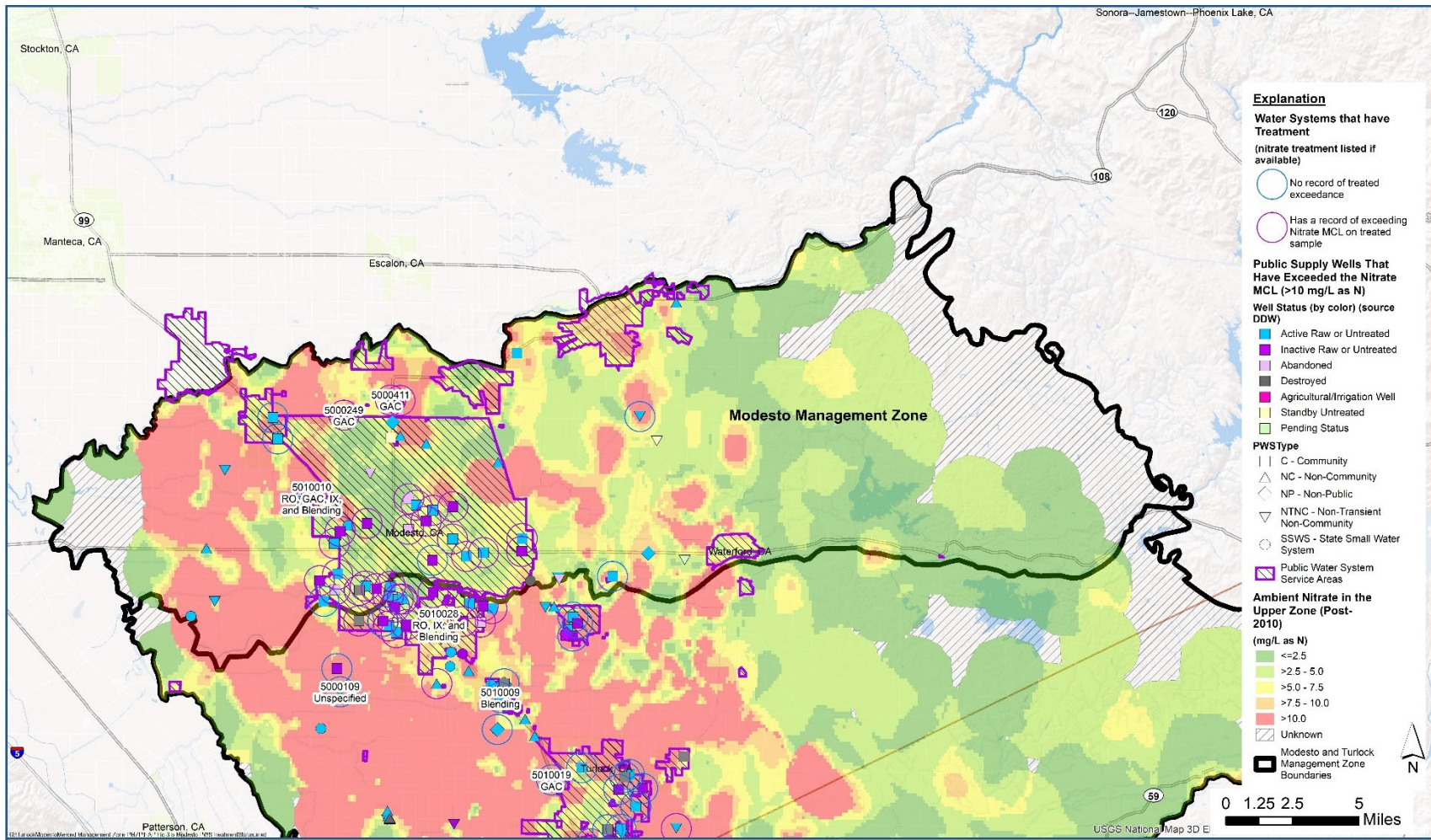


Figure 3-3. Treatment Status for Water Systems that have Wells with Nitrate-Impacted Samples, Modesto Management Zone
(Note: This map is subject to change as more Upper Zone nitrate data become available)

that are currently (as of June 2022) out of compliance due to nitrate or nitrate *plus* a co-contaminant (such as 1,2,3 TCP or arsenic) (**Table 3-2**).

If PWSs are out of compliance due to nitrate conditions that exceed the safe drinking water limit, they are indicated in the table, and the population served by these systems is listed. As of June 2022, there are currently seven PWSs in the Management Zone out of compliance due to nitrate alone, serving a total of 25,569 people. There is currently one PWS in the Management Zone that is out of compliance due to nitrate plus an additional co-contaminant (1,2,3-TCP), serving 27 people. In total, the population served by PWSs that are currently out of compliance with a nitrate issue is 25,596 in the Modesto Management Zone.

3.4 Potentially Impacted Domestic Wells and Local Small Water Systems

Figures 3-2 and 3-4 illustrate the locations of potentially impacted domestic wells and areas of elevated nitrate (> 7.5 mg/L to 10 mg/L-N, and > 10 mg/L-N) for the Modesto Management Zone. These areas were used along with DWR's domestic well locations based on WCRs.⁶ The approach to identify potentially impacted domestic wells and local small water systems utilizes PWS service area GIS map coverages, which are only available for larger systems. PWS boundaries are not the same as city limits, although most large cities do have their own PWS, with mapped service areas. Domestic wells located within the boundaries of a PWS were identified even though they may not be used for drinking (Figure 3-2).

The map of recent ambient Upper Zone nitrate was used to estimate the number of potentially impacted domestic wells in the Management Zone. There are approximately 354 domestic wells within the PWS residential service areas in the Modesto Management Zone. It is unknown whether any of these wells are still being used even though they are potentially in a PWS area.⁷ The number of domestic wells outside of PWS service areas far outweighs those of unknown use status within PWS service areas. Smaller PWSs do not have a mappable service area associated with them, simply a physical address and number of connections. The domestic wells that may be located within these smaller PWS that do not have a documented service area mapped boundary readily available to the public are conservatively counted in the domestic well count in the category of domestic wells outside known PWS boundaries.

⁶ Several domestic well locations provided by DWR's WCR database may not be exact locations, but rather plot in the center of a 1-square mile township/range-section area. Therefore, several domestic wells may plot at the same location, and their locations are accurate up to one mile.

⁷ Outreach to individual PWS to request accounting data may help identify residents within a PWS boundary that rely on private domestic wells rather than compliant metered water.

Table 3-2. Non-Compliant Public Water Systems (as of June 2022) due to Nitrate and Nitrate Plus Co-Contaminants

PWS ID	PWS Name	Number of Connections ¹	Population Served ¹	Violation Chemical(s) ²	Most Recent Date of Violation ²	MCL Exceedance		Pop. Served by Non-Compliant PWS (Nitrate Only)	Pop. Served by Non-Compliant PWS (Nitrate + Co-contaminant)
						Nitrate Only	Nitrate Plus Co-contaminant		
CA5000435	Bloomingcamp Water System	7	25	Nitrate	5/12/2022	X		25	0
CA5000530	Frazier Nut Farms, Inc.	7	40	Nitrate	3/28/2018	X		40	0
CA5000426	Liberty Baptist Church	2	65	Nitrate	2/17/2021	X		65	0
CA5000411	McHenry Business Park	15	27	1,2,3-TCP; nitrate	6/28/2021		X	0	27
CA5000457	One Stop Water System	2	50	Nitrate	12/1/2020	X		50	0
CA5010018	Riverbank, City of	6,838	25,244	Nitrate	11/10/2021	X		25,244	0
CA5000295	Shiloh School District	7	105	Nitrate	12/1/2020	X		105	0
CA5000372	Storer Transportation	5	40	Nitrate	2/17/2021	X		40	0
Total Population								25,569	27

¹ Source: Human Right to Water or DWW Databases

² Source: DWW Database

To estimate the number of domestic wells located outside PWS boundaries and potentially impacted by elevated nitrate, domestic wells were placed into six groups:

- *Group 1* - Groundwater in the Upper Zone at or below 2.5 mg/L-N;
- *Group 2* - Groundwater in the Upper Zone above 2.5 mg/L-N and at or below 5.0 mg/L-N;
- *Group 3* - Groundwater in the Upper Zone above 5.0 mg/L-N and at or below 7.5 mg/L-N;
- *Group 4* - Groundwater in the Upper Zone above 7.5 mg/L-N and at or below 10 mg/L-N;
- *Group 5* – Groundwater in the Upper Zone exceeding 10 mg/L-N; and
- *Group 6* - Unknown category because the domestic well(s) are located where insufficient nitrate exist in the Upper Zone to perform the spatial interpolation of ambient nitrate conditions.

The total number of domestic wells located inside and outside PWS boundaries was compared to the number of wells in each elevated nitrate category to provide an estimate of the percent of domestic wells potentially impacted by elevated nitrate in the groundwater.

Table 3-3 summarizes the results of this analysis. This analysis has some inherent uncertainty associated with domestic well locations and the ambient nitrate map (which is adaptable and subject to change as additional Upper Zone groundwater nitrate data become available over time).

To estimate the population potentially impacted by residents relying on domestic wells that may have elevated nitrate, 2010 census block data were mapped and joined with the ambient Upper Zone nitrate concentrations occurring outside of PWS boundaries. The population was summed for census blocks outside PWS boundaries and within the Management Zone for those areas with nitrate concentrations in the Upper Zone (using the six categories of nitrate concentration described above). Table 3-3 summarizes the results of this analysis.

The total estimated numbers of domestic wells located outside of PWS boundaries and the potential population associated with residents relying on groundwater that may have elevated nitrate concentrations are derived from two very different methodologies. Based on the estimated population in the potentially affected areas, it is likely that the estimated number of domestic wells located in those areas is underestimated based on information from DWR's WCR database. It may be possible during MZIP development to improve the accuracy of current estimates by conducting additional parcel analysis, e.g., the comparing the number of parcels inside and outside of PWS boundaries.

Table 3-3. Summary of Domestic Wells and Population with Estimated Upper Zone Nitrate Concentration Categories

Estimated Upper Zone Ambient	DWR Domestic Well Count			2010 Census Block Analysis (Outside PWS Service Areas)
	Domestic Well Count Outside of PWS Boundaries	% of Total Domestic Wells Outside PWS	Domestic Well Count Inside of PWS Boundaries	
Group 1: ≤ 2.5 mg/L-N	132	10%	41	4,967
Group 2: $> 2.5 - 5.0$ mg/L-N	329	25%	125	7,581
Group 3: $> 5.0 - 7.5$ mg/L-N	279	22%	76	4,319
Group 4: $> 7.5 - 10.0$ mg/L-N	186	14%	42	2,589
Group 5: > 10.0 mg/L-N	353	27%	70	4,546
Group 6: Unknown*	12	1%	0	80
Total (Outside PWS Boundaries)	1,291	100%	354	24,080

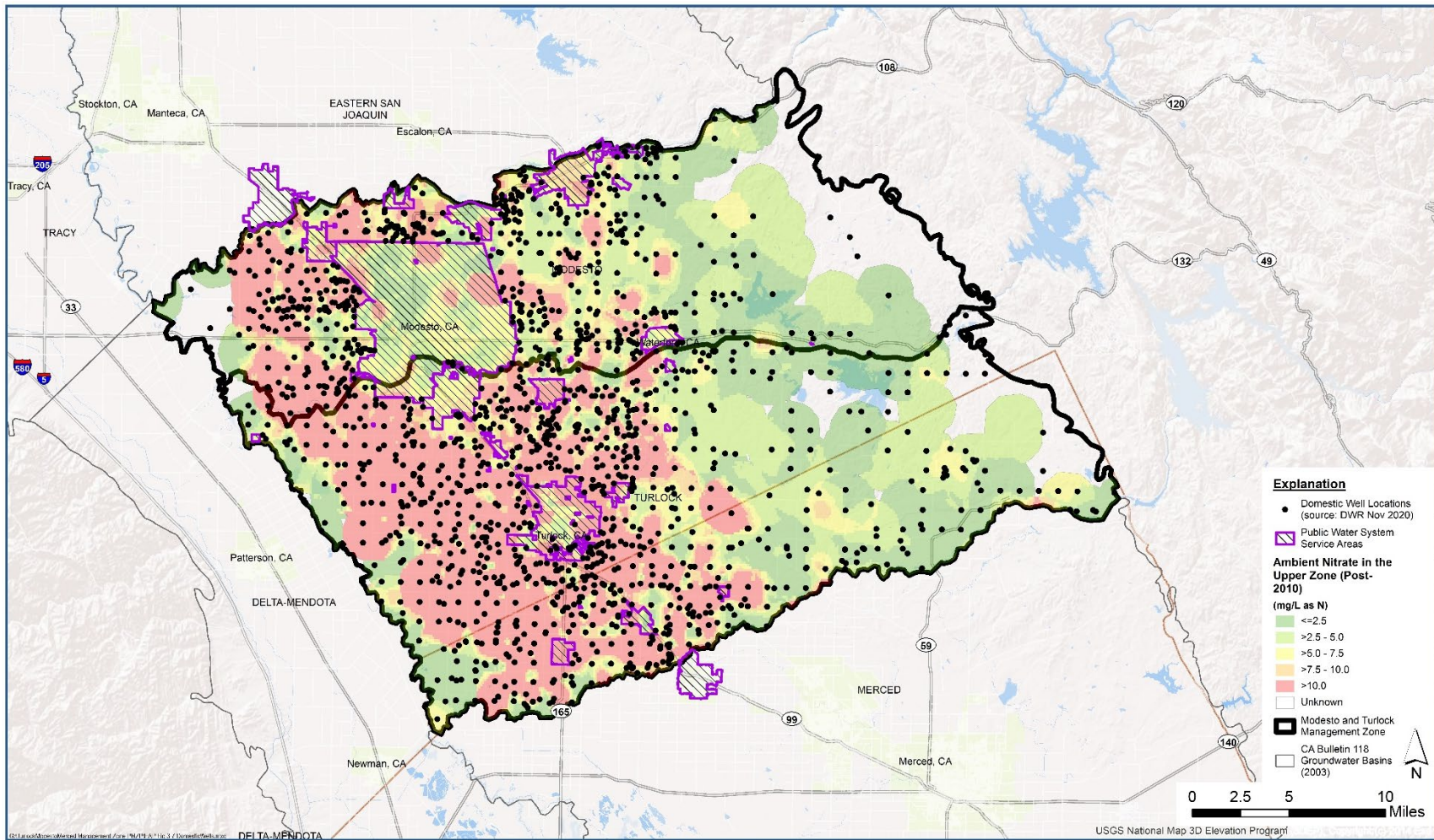


Figure 3-4. Domestic Wells Located Outside Public Water System Areas in the Modesto Management Zone and Adjacent Turlock Management Zone (Note: This map is subject to change as more Upper Zone nitrate data become available)

4. Process to Identify Potentially Affected Areas

Figure 3-1 above identifies the portion of the Modesto Management Zone where nitrate conditions in the Upper Zone of the groundwater likely exceed 7.5 mg/L-N (see orange and red-colored areas). Except for those areas which are served by a compliant PWS (e.g., around the City of Modesto), the residences in these orange and red-colored areas are most likely to be served by a domestic well that has potentially > 7.5 mg/L-N. VWC targets some of its outreach efforts specifically to those identified as being most likely affected by elevated nitrate. This ensures that those most likely impacted by nitrate contamination learn about their replacement water options as quickly as possible. Targeted outreach occurs at the same time VWC is also implementing general community outreach activities to the entire Management Zone so that all residents in the Management Zone are aware of the Interim Replacement Water Program.

4.1 Process to Identify Affected Residents

Process to identify affected residents that may have a domestic well or may be connected to a PWS that is not compliant with the nitrate drinking water standard will be done in a timely manner as indicated in the EAP implementation schedule provided in Section 7.1. This stepwise process, which is described below, focuses on the development of a mailing list to facilitate the direct delivery of EAP-related information to potentially affected residents. Findings from Sections 3.1 and 3.4 that identified domestic wells and small water systems in nitrate-impacted areas has been used as a starting point for this effort. As nitrate data are received from the Residential Well Testing Program (Section 6.3), the VWC will continually incorporate these new data into the Management Zone's database to re-evaluate where targeted outreach should be conducted. The overall approach will be adaptively managed as needed to meet the EAP schedule; however, any modifications made to the process would not reduce the areas being targeted for direct mail outreach.

Step 1: Data Development – Identify PWS Boundaries and Obtain County Parcel Data

Public databases that provide PWS boundary information are often not accurate. Therefore, in Step 1, the VWC will reach out to all public water systems identified in Section 3.2 to request a list of Assessor Parcel Numbers (APN) and service addresses for their respective customers (no customer information will be requested). The outcome will be an accurate depiction of PWS service boundaries and identification parcels served by a nitrate compliant PWS. If a PWS is unwilling to share the requested data or is unable to provide the data in a timely manner, VWC will rely on what is available from public databases.

To identify the parcels within the Modesto Management Zone, Stanislaus County assessor parcel GIS data will be requested. The parcel GIS data will be overlaid with the PWS data obtained above and groundwater quality data (as was used to develop Figure 3-1). The

outcome will be a base map that identifies areas not served by a PWS and where nitrate is most likely > 7.5 mg/L-N.

Step 2: Remove Parcels Served by Nitrate Compliant PWS

Each PWS will be evaluated to determine if it is compliant with the nitrate drinking water standard. Parcels located within compliant PWS boundaries will be removed from further evaluation. If it is unclear whether the PWS is compliant with the nitrate requirements, the associated parcels will be retained. After Step 2 all remaining parcels should meet the following criteria:

- Located within the Modesto Management Zone;
- Not served by a nitrate compliant PWS or status of compliance of the associated PWS is unknown; and
- Located in an area where the Upper Zone of the groundwater subbasin potentially has elevated nitrate levels > 7.5 mg/L-N.

Step 3: Establish List of Potentially Affected Residences

GIS-based parcel information (APN or address) will be exported into an Excel spreadsheet to develop a targeted outreach list. Parcels that are part of the ESJWQC, CVDRMP, and others as appropriate that are part of the Management Zone, will be removed to the extent possible as residents on these parcels are already aware of Nitrate Control Program requirements. These residents will not be targeted for direct outreach under the EAP; however, their well will continue to be re-tested as required by Central Valley Water Board. The final spreadsheet will be provided to a third-party vendor to generate a mailing list. The outcome of this step will be a mailing list for targeted outreach activities. These are described in Section 5.2.3 below.

4.2 Process for Non-Compliant Public Water Systems

Corona Environmental Consulting (2021) identified three PWSs within the Modesto Management Zone that are not in compliance with the nitrate drinking water standard (based on a review of the Human Right to Water and DWW databases):⁸

- Shiloh School District (Water System #: CA5000295)
- Liberty Baptist Church (Water System #: CA5000426)
- Bloomingcamp Water System (Water System #: CA5000435)

Our review identified the same three systems plus five additional facilities (see Section 3.3.3 above and Table 3-2). VWC intends to reach out and work with non-compliant PWSs during MZIP development to support efforts to bring them into compliance. VWC also will periodically re-evaluate these findings to verify that all PWSs in the area remain compliant with regards to nitrate. If any PWS is found to be non-compliant, VWC will first confirm

⁸ Accessed October 28, 2019 per Corona Environmental Consulting (2021)

with drinking water regulators from either the County Department of Environmental Resources or DDW, and if confirmed will collaborate with PWS representative(s) to identify potential solutions (temporary or permanent) for implementation.

This page intentionally left blank

5. Community Outreach During EAP Implementation

Community outreach activities will continue during EAP implementation. As community input is received, modifications to this EAP may occur (see Section 6.5 on the process to amend the EAP). Where appropriate and to support a cost-effective strategy, these community outreach activities may be coordinated with the adjacent Turlock Management Zone.

5.1 Information Sharing

Several community outreach activities are designed to support establishment of interim replacement water until long-term solutions are implemented. These activities support both general community outreach efforts to the entire Management Zone and targeted residents identified from the process outlined in Section 4. The VWC will prepare informational materials in English and Spanish. However, based on community input from residents and key community leaders/organizations, which may be language based, VWC will evaluate the need for additional language translation support. VWC intends to rely on local language-based community groups to provide direction regarding how to best reach out to their own community. Access to bilingual staff will be available as mentioned in Section 1.3.1.

5.1.1 *Maintain Management Zone Website*

VWC has already established a website to optimize outreach and engagement in the Modesto and Turlock Management Zones (<https://valleywaterc.org/>). This website will update the community on upcoming meetings, locations and operational hours of water fill stations and the process to request participation in the Tailored Water Delivery Program (see Section 6.2). VWC will continue to work with permitted dischargers and non-dischargers to provide links on their respective websites directing users to the VWC. In addition, to further assist with efforts to inform the public on VWC's presence in the area, VWC has set up a Facebook page (<https://www.facebook.com/Valley-Water-Collaborative-340350387401852/>) and Instagram (<https://www.instagram.com/valleywatercollaborative/>). VWC will continue exploring other social media avenues during EAP implementation.

5.1.2 *Informational Materials*

Informational materials, provided in both hard copy and electronic formats, will be developed for use in various forums, such as, but not limited to, flyers, public meeting handouts, information packets mailed out to residents, brochures made available to the public, or use of social media platforms (these materials may be tailored to specific audiences). Decision on which format and mechanism to present materials will be decided

based on community feedback and input from key community leaders/organizations. As stated in Section 5.1, VWC intends to rely on local language-based community groups to provide direction regarding how to best reach out to their own community. Material distribution will be done in the most cost-effective manner at that time to inform residents. At a minimum, the following informational materials will be developed for EAP use (Note: Information for the first two bullets has already been developed and is currently on VWC's website, Facebook page, and Instagram):

- Educational material regarding nitrate in drinking water as a potential health concern.
- Purpose for establishment of the VWC and the EAP, including (a) the programs that have been established to ensure residents in the area have access to drinking water not impacted by nitrate; and (b) identification of program representatives or website to contact for more information.
- Notices such as "Save the Date", flyers, and emails to alert stakeholders and community participants of upcoming community meetings and EAP implementation updates.
- Locations of water fill stations if established by the Management Zone, including information regarding how to properly clean and store water containers and how to use the facilities.
- Information regarding how to request participation in the Tailored Water Delivery Program.

5.2 General Management Zone Outreach

VWC will conduct periodic community outreach meetings to support EAP implementation. Upcoming meeting schedules will be shared with the community during outreach activities and through postings on VWC's website, Facebook page, Instagram, and other social media platforms.

5.2.1 Community Outreach Meetings

All Management Zone interested parties, including community participants, will be invited to the meetings. To provide regular opportunities and updates on EAP implementation activities, community meetings will be held periodically. During the first year of EAP implementation meetings were held quarterly. After the first year, meetings will occur at a frequency based on need and community feedback. The content of each meeting may vary, but the primary purpose of these meetings is to inform the community of the following:

- Overall status of implementation of the EAP;
- Opportunity for residents with nitrate at a concentration greater than 10 mg/L-N in their domestic well to request participation in the bottled water delivery or Point-of-Use (POU) Treatment System programs;

- Need for installation of water fill stations to support the Interim Replacement Water Program; if community supported, discuss potential locations a fill station;
- Obtain input from the community on how implementation of the EAP can be improved;
- Have discussions regarding potential long-term drinking water solutions as those planning efforts increase;
- Status of next steps in the Nitrate Control Program, e.g., development of the FMZP for the Modesto and Turlock Management Zones and Modesto MZIP; and
- Schedule for subsequent meetings and upcoming milestones.

VWC understands that virtual meetings are not the most ideal platform to engage with the community, however COVID-19 State and County restrictions and guidelines must be adhered to as long as they are in place. When and where appropriate, VWC will make efforts to conduct in-person meetings and may provide a mixture of both in-person and virtual meetings to accommodate the needs of different individuals.

Table 5-1 summarizes the tasks to be completed to conduct a community outreach meeting. At a minimum, Spanish translation will be provided. However, based on community input from residents and key community leaders/organizations, which may be language-based, VWC will evaluate the need for additional language translation support. Notification of these meetings will be conducted, but not limited to using one or more of the following methods:

- Direct mail marketing to all residents or targeted groups of residents, e.g., those most likely impacted by elevated nitrate in groundwater;
- Public announcements, e.g., through newspaper notices in local and regional media or radio advertisements on English and Spanish stations in the local area.
- Requests to other entities to facilitate outreach efforts, e.g., civic organizations, school and community service districts or houses of worship within the Stanislaus County areas;
- Social media platforms such as Nextdoor, Facebook, and Instagram;
- Door to door, when State and Local COVID-19 social distancing guidelines allows for it
- Organizational websites, e.g., VWC, Coalition, or Central Valley Water Board; or
- Others, as determined by VWC.

Table 5-1. Process to Conduct Community Outreach Meetings

Task	Activities
1. Address meeting logistics (if meeting is virtual, 1a will not apply)	a. Secure public venue for in-person meeting b. Prepare and send out “Save the Date” meeting notice at least 10 days in advance of meeting date (English and Spanish); post same information on VWC website, Facebook page, Instagram, and other social media platforms c. Send out follow-up meeting notice in English and Spanish within 1-3 days of the meeting date d. Send out meeting notice flyers to other interested stakeholders for dissemination and posting on their websites e. Secure necessary translation service for meeting
2. Prepare meeting materials	a. Prepare meeting agenda, handouts, PowerPoint presentation materials specific to the purpose of the meeting b. Bring copies of any VWC informational materials for distribution at the meeting (if in-person)
3. Post follow-up information after outreach meeting	a. Post meeting presentation materials and handouts (as needed) to VWC website, Facebook page, Instagram, other social media platforms, etc. (Note: If meeting was virtual, post recording of the meeting on VWC website Facebook page, Instagram, and other applicable social media platforms)
4. Follow-up directly with meeting participants after meeting, as needed	a. Follow-up on action items from meeting b. Respond to post-meeting emails/inquiries

To further assist with community outreach efforts, VWC has developed a partnership with Modesto Junior College and California State University – Stanislaus. These are local community entities that provide a trusted presence in the areas encompassed by the Modesto Management Zone. Faculty members and students attending these schools live within the communities of the Management Zone; therefore, already have a connection with the local residents. VWC will continue developing this partnership so that the schools are (a) familiar with the requirements of the Nitrate Control Program, (b) understand the risks of drinking water with unsafe levels of nitrate; (c) can explain how the EAP’s Interim Replacement Water Program can provide residents with an alternative source of drinking water, and (d) understand VWC’s role in the implementation of this program. During EAP implementation the VWC will be working with these partners to ensure they are knowledgeable about the program and prepare them to be able to effectively answer questions from community residents. Once they begin their work, examples of the types of community outreach activities they may assist with include:

- Physical posting of flyers for upcoming VWC meetings and events;
- Setting up information booths at local Farmer Markets or other local community events; and
- Door to door canvassing.

5.2.2 Coordination with Other Stakeholders

VWC will continue to coordinate with other stakeholders within the Management Zone, especially those entities with potential roles in the management of water that may be used as a drinking water supply. Other entities and regulatory programs may include, but not be limited to Path A dischargers with potential areas of contribution adjacent to the Management Zone (Nitrate Control Program), GSAs (SGMA), Coalitions (ILRP), and dischargers enrolled under the Concentrated Animal Feeding Operation General Orders. The purpose of this coordination is to facilitate the following:

- Identification of potentially affected residents (see Section 4);
- Establishment of Interim Replacement Water Program;
- Support of outreach activities to all residents within the Management Zone;
- Preparation of outreach materials tailored to the constituencies associated with each stakeholders organization;
- Informing stakeholders of EAP-related activities ongoing in the area, e.g., Stanislaus County Board of Supervisors, Stanislaus County Public Health Department, other interested County departments, trade groups, local community organizations, Modesto Junior College, California State University – Stanislaus, etc.
- Keeping the Central Valley Water Board and DDW informed (outside of regular EAP status reports) of any issues or concerns that may be developing through program implementation;
- Identifying opportunities for grants that support not just implementation of the Nitrate Control Program but other area programs to ensure the community has safe drinking water;
- Working collaboratively with NGOs as needed to assist with outreach gaps; and
- Developing long-term solutions for providing safe drinking water to residents in the Management Zone.

5.2.3 Targeted Community Outreach

Section 3 identifies areas within the Management Zone where nitrate concentrations in the Upper Zone of the underlying groundwater are most likely to exceed 10 mg/L-N. Potentially affected residents identified through the process described in Section 4.1 will be targeted for direct outreach during EAP implementation. VWC will develop information to send to each resident targeted for outreach. As mentioned in Section 5.1, informational materials will be provided in English and Spanish at a minimum. Based on input from residents and key community leaders/organizations, which may be language-based, VWC will evaluate the need for additional language translation support. The types of information that needs to be communicated (e.g., via a trifold flyer, letter or other form of communication) to each household includes, but may not be limited to:

- Explanation of the EAP and how its implementation may apply to their residence.

- Educational material regarding nitrate in drinking water as a potential health concern.
- Upcoming community meeting opportunities, as scheduled.
- Options available to obtain replacement water and, if needed, have their domestic well tested for nitrate.
- Opportunities to participate in EAP implementation and development of long-term drinking water solutions.
- Contact information for a VWC representative and website where the resident can obtain more information and to sign up for the emailing list.

Additional outreach to targeted residents will be conducted when residents are unresponsive to initial mailer. Such outreach activities may include, but not be limited to, follow up mailout (unless previous mailed information was returned as undeliverable), door to door, or by other methods as recommended from discussions with key community leaders/organizations. VWC will look for opportunities to broadcast information at locations where people gather in local areas, for example, local community centers, schools, houses of worship, or farm labor centers. As discussed in Section 5.2.1, Modesto Junior College and California State University – Stanislaus may assist with any of these outreach activities.

6. Interim Replacement Water Program

This EAP provides interim solutions while the Modesto Management Zone develops permanent, long-term solutions to ensure residents are not drinking water impacted by nitrate. The Interim Replacement Water Program described below began at the start of EAP implementation in May 2021 and will continue until permanent solutions are in place. The Interim Replacement Water Program includes two elements: (1) Tailored Water Delivery Program to meet the needs of individual households, i.e., through bottled water delivery or installation of a POU Treatment System; and (2) consideration of a Centralized Water Delivery Program that makes water available to any Management Zone resident through establishment of water fill stations.

6.1 Tailored Water Delivery Program

Tailored Water Delivery program is designed to meet needs of individual homeowners and is implemented in parallel with the Centralized Water Delivery program. Two replacement water options available in the Tailored Water Delivery program include: (1) bottled water delivery; and (2) POU treatment.

6.1.1 *Request to Participate in Program*

The VWC will communicate the availability of this Interim Replacement Water Program to residents in the Management Zone through its targeted and general community outreach program (see Section 5). Residents will be directed to contact the Management Zone to discuss available services. For residents that want home bottled water delivery, or a POU treatment system installed in their home, the resident will be asked to fill out a Program Application Form (**Appendix F**). A VWC representative will assist with the preparation of this form if needed. Once a completed request form is received, the VWC will confirm the resident making the request meets the following eligibility criteria:

- Residence is within the Modesto Management Zone and does not receive drinking water from a state or county regulated PWS that is compliant with the nitrate drinking water standard.
- Current drinking water source at the residence has a nitrate concentration that is > 10 mg/L-N. This is verified by having the VWC conduct a well test at no cost to the resident (see Section 6.3 below).
- If a third-party vendor requires the resident to sign an agreement to receive bottled water or POU treatment, resident must be willing to sign the agreement and meet the third-party provider agreement's terms and conditions.

If a resident meets the eligibility criteria, VWC will work with the resident to identify the best approach to receive interim replacement water from this program. Should a resident be

ineligible to participate in this program, the VWC will notify them of the decision and make sure they are aware of alternative options to obtain safe drinking water, e.g., through the use of a water fill station, if available in the area or other safe drinking water programs.

6.1.2 Bottled Water Delivery Option

Through the bottled water delivery option, participating residents will be provided regular bottled water deliveries at no cost from a vendor(s) contracted by the VWC. It is anticipated the vendor(s) providing the bottled water service will: (a) provide a hand pump (b) deliver 5-gallon water bottles monthly (Note: Smaller sized bottle options, e.g., 1 or 3-gallon, and deliveries twice per month may also be made available); and (c) pick-up the empty bottles. Initial volume of water allocated monthly to a household is based on household size as depicted in Table 6-1. If warranted, this initial volume may be modified on a case-by-case basis at any point during participation in this program option. (see Section 6.1.5).

Table 6-1. Initial 5-gallon Bottles Delivered per Month

Household Size	5-gallon Bottles Delivered per Month
1	6
2	8
3	9
4	10
5	12
6	14
7	16
8	18
9	20
10	22

6.1.3 Point-of-Use Treatment System Option

Through the POU treatment option, participating residents will be provided the POU treatment system at no cost from a vendor(s) contracted by the VWC. The POU treatment system option includes installation of a RO treatment unit under a sink where water is obtained by the resident for drinking or cooking purposes (e.g., under the kitchen sink).

For every request of a POU treatment system installation VWC will require testing for a full range of water quality contaminants known in the subbasin, prior to installation. In some cases, due to site-specific circumstances a POU treatment system may not be a viable interim replacement water option for the residence. Reasons why installation of a POU treatment system may not be a viable option include, but may not be limited to:

- Inadequate incoming pressure to the treatment system;
- High nitrate levels in excess of 20 mg/L-N that limit the effectiveness of the POU treatment system to treat the water to a safe level; and
- Presence of other contaminants besides nitrate that limit the effectiveness of the POU treatment system and/or are not treatable through the treatment device.

To support implementation of this replacement water option, the VWC will coordinate with DDW and the vendor(s) as needed to assist with POU treatment system technical issues. If the technical problems are unresolvable, the residence may alternatively participate in the bottled water delivery program.

Where a POU treatment system is a feasible interim replacement water option, following sampling and evaluation of additional water quality contaminants previously mentioned, and with a robust service plan in place, the VWC's vendor(s) will work with the resident to install the treatment system. If the resident is not the owner of the residence, the process to install and maintain the POU System will require written approval of the property owner. In the event the landowner does not provide consent to install and maintain the POU system, the VWC will provide replacement water through an alternative source, such as the bottled water delivery option.

Once approved, the resident will schedule with the VWC's vendor(s) to install a POU treatment system at the residence. The robust service plan will include: (a) installation of the treatment device; (b) initial and follow-up water testing to ensure the device is removing nitrate down to safe levels as expected; and (c) periodic maintenance of the POU treatment system (as required by the manufacturer, which may require that the vendor enter the home). If the resident does not allow required maintenance and monitoring of the POU System to take place (as per the vendor agreement), then the Management Zone has the discretion to modify the approved interim replacement water option from a POU System to bottled water delivery.

Operation and maintenance (O&M) of a POU treatment system requires periodic monitoring to verify the treatment system is effectively treating nitrate as intended. If not, the VWC will work with the vendor to determine if an alternative POU treatment system could be installed to provide the treatment necessary or the resident will be switched from POU to bottled water delivery immediately and the POU treatment system will be removed from the residence at no cost to the resident.

6.1.4 Agreements Between Residents and Vendors

VWC may select one or more vendors to implement the Tailored Water Delivery Program (Note: **Appendix G** lists vendors for the Modesto Management Zone; VWC may use the same vendors to support both the Modesto and Turlock Management Zones). During vendor selection, VWC will confirm POU treatment system vendors have adequate O&M program

requirements. It is the responsibility of the VWC to ensure that its agreements with vendors to provide services to the Management Zone remain in effect as long as the EAP is effective. Selected vendors may have their own terms and agreements that must be met for their organization to provide services at a residence. Residents participating in the Tailored Water Delivery Program are responsible for the following:

- If an agreement between the VWC's vendor and resident is required to receive services, residents are responsible for establishing the agreements and complying with the terms and conditions of any signed agreements. VWC will assist residents as needed with any questions or issues that arise during establishment of the agreement with the vendor.
- For residents receiving bottled water delivery, to the extent practicable the resident is responsible for working with the third-party vendor to schedule delivery of bottled water and pickup of empty bottles. However, where necessary the VWC will provide scheduling support.
- For residents that will have a POU treatment system installed, the resident is responsible for working with the VWC's vendor to schedule installation and abide by any required maintenance of the POU treatment system. The cost of maintenance will not be the responsibility of the resident. However, once a long-term, permanent source of safe drinking water becomes available in the area that serves the residence, the VWC will no longer support the POU maintenance agreement. Some examples of long-term, permanent sources of safe drinking water may include, but not limited to, consolidation with a nearby compliant PWS, connection to a water well meeting nitrate drinking water standards, etc. As part of its ongoing community outreach efforts under this EAP, VWC will be obtaining input from residents on possible long-term, permanent solutions for the Management Zone. If a resident chooses to continue the use of the POU treatment system, the resident will be responsible for paying for maintenance services.

6.1.5 Program Assessment

Approximately 90 days after implementation of service at a residence, VWC will contact the residence by email (by phone if an email is not provided), or other means deemed appropriate at that time to verify one of the following:

- Amount of bottled water being provided is sufficient for the household. The VWC will increase or decrease the volume delivered, if needed.
- POU treatment system has been installed and the resident understands the O&M requirements.
- Address any questions or concerns from the participating resident.

6.2 Centralized Water Delivery Program: Water Fill Stations

A water fill station is an independent water-dispensing facility connected directly to a PWS that meets drinking water standards and is constructed and operated as required by any applicable, local, county, state and federal regulations, such as the California Safe Drinking Water Act as defined in the California Health & Safety Code and Titles 17 and 22 of the California Code of Regulations. The goal of the Centralized Water Delivery Program is to provide an additional alternative source for safe drinking water to the local community that may be accessed by any resident. This option requires installation of water fill stations to meet the drinking water needs of as many residents as possible. Any resident will be able to bring their water bottles to fill them as often as possible at no cost to them.

6.2.1 Water Filling Station Locations

Section 3 identified the areas within the Modesto Management Zone most likely impacted by elevated nitrate in the Upper Zone. The areas with nitrate concentrations likely greater than 10 mg/L-N are fairly extensive, especially in the western part of the Management Zone. Based on community feedback to date, the areas served by fill stations should not be too large to minimize the distance a resident needs to drive to obtain water. Given water quality conditions, **Figure 6-1** provides an illustrative example of the areas that may be targeted within the Management Zone for establishment of a water filling station. Each planning area is represented as a five-mile radius circle. This figure is only for EAP planning and budgeting purposes. Scheduling and locations of fill stations will be based on discussions with the community. During the first year of EAP implementation, VWC initiated these discussions with the community. If there is community interest, potential locations will be developed based on community consensus.

6.2.2 Requirements to Establish a Water Filling Station

Filling stations can provide an all-encompassing option to obtain safe drinking water in the Modesto Management Zone. Development of this interim solution will require additional community input. The first step will be to closely work with community residents to identify potential locations for a fill station. Criteria that will be used to identify viable locations include, but may not be limited to:

- Community has indicated its support for the installation of the fill station.
- VWC can obtain permission to install and operate a station on land or property owned by a third party.
- Station receives its water from an existing PWS that (a) complies with state requirements to provide safe drinking water; and (b) has sufficient capacity to dispense water at a reasonable rate to fill up multiple containers (up to five-gallons) within a short period of time (target of 1.5-2 gallons/minute, consistent with California regulations for faucets in new residential construction).

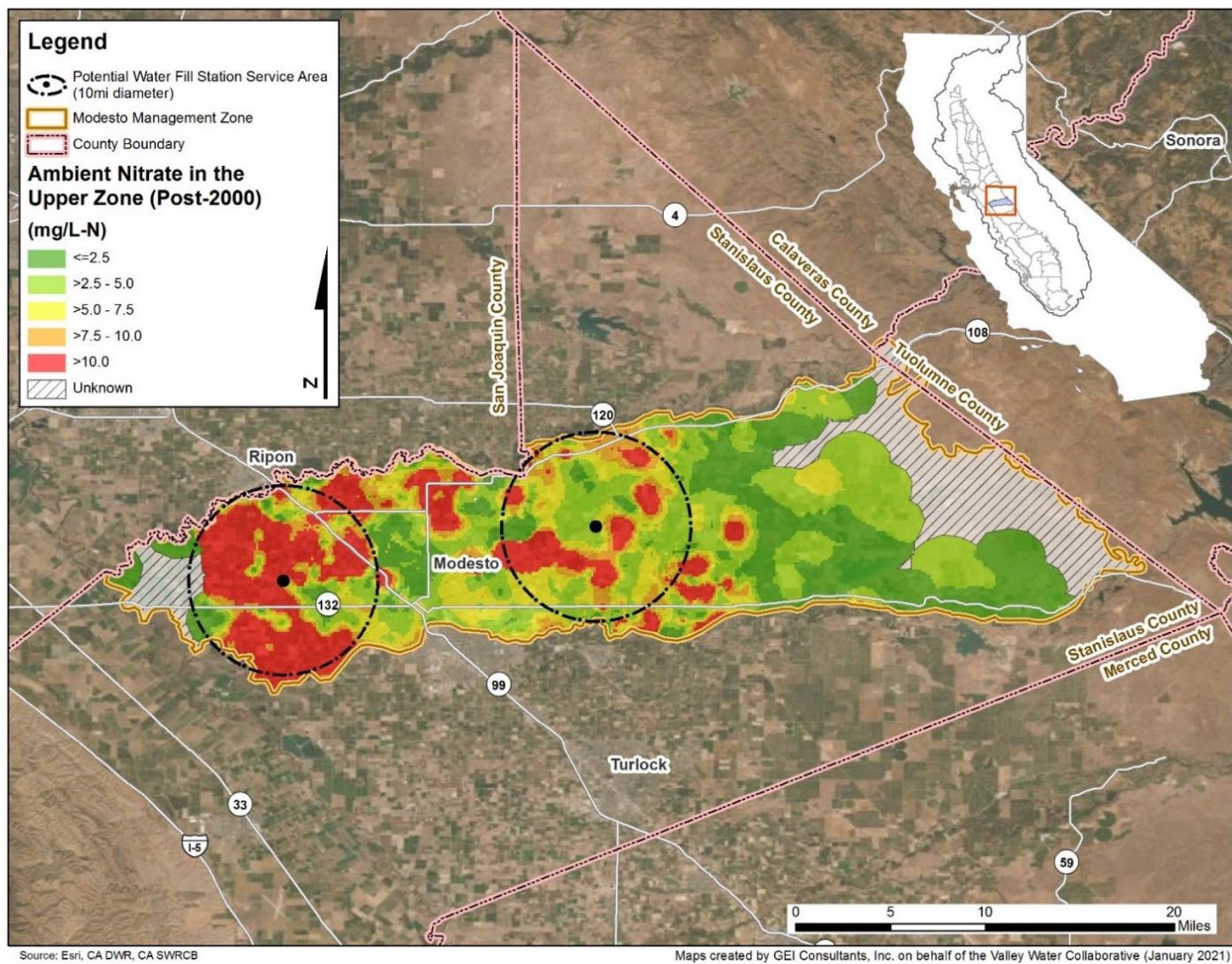


Figure 6-1. Targeted Planning Areas for Potential Water Fill Stations in Modesto Management Zone (Note: This map is subject to change as more Upper Zone nitrate data become available)

- To the extent practical, the station location is within an area where the public already goes to meet other family needs, e.g., at a governmental facility, shopping center, school, or house of worship.
- Establishment of a station is not expected to create any safety issues for users, e.g., location is in a well-lit area and typically regular traffic occurs in the area.
- Vehicle access/parking is available and enough to not cause any unnecessary congestion.
- Operation of the fill station does not create noise impacts to neighboring properties, especially during nighttime hours.
- To the extent possible, the location meets the goal to have a water fill station open 24 hours/7 days per week.

6.2.3 Water Fill Station Development

Once water filling station locations have been identified, the process for design and installation will begin. The following activities will be completed to establish a water fill station:

- Obtain property use agreement, as needed.
- Compile documents for design, permitting, installation and O&M of the fill station. The content of these documents will be consistent with any local, county, state and federal regulations (Note, if available, VWC may use the specifications from other approved filling stations in the Central Valley Region as a template for the design and implementation of its own fill station).
- Establish agreement with the PWS supplying water to the fill station.
- Construct and complete tasks to make water fill station operational.
- Notify interested parties that water fill station is operational, including community participants, the Central Valley Water Board, PWS providing water and other interested parties in the Management Zone.
- Inform public regarding how to use the water fill station, e.g., where residents may obtain bottles and how to properly clean and store their bottles and water.

6.3 Residential Well Testing Program

6.3.1 Well Test for Nitrate

The Residential Well Testing Program in this EAP focuses on verifying that the well that provides drinking water to the residence requesting participation in the Tailored Water Delivery Program has nitrate levels that exceed 10 mg/L-N. Other well testing programs may be able to provide testing for water to evaluate other potential contaminants. As noted in Section 6.3.2 below, this EAP's nitrate testing program will be coordinated with those other well testing efforts to the extent practical while still meeting the Nitrate Control Program goal to address nitrate drinking water concerns as quickly as possible. While the Residential

Well Testing Program supports requests to participate in the Tailored Water Delivery Program, any resident in the Management Zone may request to have their well tested for nitrate at no cost to the resident. Well testing will be provided to residents that live within the Management Zone boundary and are not currently receiving drinking water from a nitrate-compliant PWS. In addition, well testing will be provided to residents that live outside the Management Zone boundary *where* the resident is located immediately downgradient from Management Zone dischargers within their area of contribution. The Management Zone will only test the well that provides water to the residence. If the resident does not know the source of water to the household, e.g., whether the household receives nitrate-compliant water from a regulated PWS, VWC representatives will work with them to evaluate this question.

Table 6-2 describes the five-step well testing program that will be implemented at a residence requesting well testing. Key elements include:

- Well needs to be operational and used regularly (well is the source of water used to provide drinking water to the residence).
- Permission from the property owner is required if the resident is not the owner of the property where the well test is requested (see Program Application Form in Appendix F). If requested by the resident, the VWC will follow up and obtain permission from the property owner on behalf of the resident. It is the responsibility of the resident to inform the VWC if the property owner is not responsive or denying permission. If the resident is unable to reach the property owner or the property owner is not allowing permission even after the VWC has put in effort to contact the property owner, as directed by Central Valley Water Board, the VWC will provide the property address and contact the Central Valley Water Board's Enforcement Unit (916.464.4771) within one week of the situation. The Central Valley Water Board's Enforcement Unit will follow up with the property owner.
- Requests to test a well may be received either from the resident or the property owner.
- Outreach will continue periodically to capture new residents that may have moved into the area.

Table 6-2. Stages of Residential Well Testing Program

Stage	Program Component
Step 1 – Resident Submits Program Application Form	Resident or property owner submits Program Application Form to VWC and indicates need to have well tested for nitrate. If the form has not been received by the resident by mail or at a community workshop, the form will also be available on the VWC website. In cases where the resident is not the property owner, property owner's permission and signature will be required.

Table 6-2. Stages of Residential Well Testing Program

Stage	Program Component
Step 2 - Eligibility Determination	VWC will verify residence is within the Management Zone or within an area of contribution of a discharger in the Modesto Management Zone and that the resident is not already having their well sampled under any other regulatory state or federal program(s) (as may be required for a PWS). Once verified the resident is eligible to have their well sampled under this EAP, the VWC will submit a work order to its contractor responsible for conducting wells sampling on behalf of the VWC. If the residence is not in the Modesto Management Zone or contribution areas, the VWC will advise the resident. If the residence is in the adjacent Turlock Management Zone, the resident will be referred to the VWC representative for the Turlock EAP.
Step 3 – Well Sampling	VWC's contractor will contact the resident and schedule a date and time for sample collection. Contractor will collect the sample and deliver it to the VWC-approved laboratory within the required sample holding time.
Step 4 – Evaluation of Results and Resident Contact	Residents and property owners will receive a copy of the well test result in writing regardless of the nitrate concentration. However, if the test result indicates nitrate levels above the nitrate drinking water standard, the resident and property owner (if appropriate) also will be informed by email of the result within 24 hours of the VWC being notified. If an email was not provided on the Program Application Form, the VWC will call the resident and property owner (if appropriate) of the result. Once a lab report is available, the VWC will email the lab report or mail if no email was provided. The VWC will immediately begin coordinating with the resident (and property owner if needed) to implement an interim replacement water option. If the test result show that nitrate levels are ≤ 10 mg/L-N, the resident will not be able to participate in VWC's Tailored Water Delivery Program, but will be notified of other replacement water alternatives, e.g., water fill stations if available in the area. The resident or property owner may also be eligible for follow-up well testing under Step 5 below.
Step 5 – Follow-up Well Testing	<p>For a resident or property owner that has a well test showing nitrate levels that are > 7.5 mg/L-N but ≤ 10 mg/L-N, VWC will offer the opportunity to have follow-up well testing conducted. Within one year of receiving the well test result VWC will contact the resident or property owner to offer an opportunity to retest the well at no cost:</p> <ul style="list-style-type: none"> • For a nitrate result between 7.5 and 10 mg/L-N: <ul style="list-style-type: none"> ○ A year after the initial well test, the VWC will send an email to the resident or property owner to provide an opportunity for a follow-up well test on an annual basis at no cost to the resident until the nitrate concentration is < 7.5 mg/L-N. ○ If the resident or property owner does not respond within 30 days, the VWC will send a second email and attempt to reach the resident by phone. ○ If still no response, then the VWC will end the outreach effort for that year; efforts to contact the resident or property owner will be documented in VWC's records. ○ In the second year, after the initial well test, the VWC will again reach out as described above.

Table 6-2. Stages of Residential Well Testing Program

Stage	Program Component
	<ul style="list-style-type: none"> ○ If the resident or property owner is still non-responsive, then no more follow-up outreach will occur in the future under this EAP. • For a nitrate result < 7.5 mg/L-N: <ul style="list-style-type: none"> ○ The VWC will reach out to the resident every five years or during the length of EAP implementation, whichever is longer, to offer an opportunity to retest the well at no cost to the resident. ○ If the resident or property owner does not respond within 30 days, the VWC will send a second email and attempt to reach the resident by phone. ○ If still no response, then the VWC will end the outreach effort for that year; efforts to contact the resident or property owner will be documented in VWC's records. • If the resident or property owner does not want their well retested, no additional follow-up will occur with the resident in the future under this EAP.

6.3.2 Well Testing for Other Contaminants

Although nitrate is the focus of the Nitrate Control Program, VWC understands the possibility that other co-contaminants may be present in the groundwater aquifer. Other state and regulatory programs are also looking into well testing programs in the Central Valley targeting other groundwater constituents. VWC will work collaboratively with these other regulatory programs if the opportunity arises to have a well tested for multiple constituents all at one time. This provides efficiency across regulatory programs and for the residences of the region who may have contaminated wells.

Since some regulatory programs provide grant funding opportunities, during the implementation of this EAP the VWC initiated discussions with the State Water Board's Safe and Affordable Funding for Equity and Resilience (SAFER) under the Safe and Affordable Drinking Water Fund to identify ways to enhance the Interim Replacement Water Program. As a result of these discussions, the VWC secured an approval of a co-funding agreement with the State Water Board of \$5.5 million for expanding their Interim Replacement Water Program. The approval was granted to VWC on December 17, 2021, and a final agreement is pending.

The SAFER agreement will continue through December 31, 2025, or when the project funding amount of \$5.5 million has been exhausted. As there will be potential for future program expansion and a need to keep the co-funding agreement in place, the VWC intends to continue efforts with the State Water Board to amend the co-funding grant agreement prior to its ending date or when funds are exhausted, as determined appropriate. In addition, where available, VWC will coordinate with other local and state agencies where opportunities arise

to partner and obtain additional funding to address co-contaminants in the Modesto Management Zone.

If at the time a resident or property owner requests their well be tested and funds for the testing of other constituents are not available, a resident may request to have other constituents analyzed at their expense. VWC will still sample the well for nitrate, but provide this additional opportunity to residents, where appropriate (participation by the resident is entirely voluntary). If the resident is interested in this option, VWC will coordinate with them directly regarding how to implement this option.

If the well is sampled for co-contaminants and the test results indicate constituents other than nitrate are detected in levels over drinking water standards, VWC will work with each resident and partnering entities to determine the best way for access to safe drinking water that may be available from other regional programs that are providing interim replacement water for constituents other than nitrate.

6.3.3 *Coordination with Irrigated Lands Regulatory Program*

VWC will use their best efforts to coordinate its Residential Well Testing Program with ILRP's Drinking Water Well Monitoring Program. As there are overlaps between both regulatory programs, the VWC recognizes the importance to streamline a resident's desire to have their private domestic water well tested, regardless of which program their well is part of. If a resident applying for a well test under this program happens to be an enrolled parcel within the ILRP, if needed, the VWC will work with the resident and the ILRP Coalition member to determine if the well has been sampled through the ILRP and if not, to coordinate sampling of the resident's private domestic water well and to provide replacement water per the outlined steps of the Residential Well Testing Program. In the event that the VWC tests a well that otherwise should have been tested under the ILRP, the well test conducted by the VWC does not constitute compliance with the ILRP and the grower/landowner is still responsible for meeting all ILRP requirements. However, the VWC wants to ensure that residents are not harmed or denied well tests just because the well in question happens to be located on an ILRP related parcel.

6.3.4 *Central Valley Dairy Representative Monitoring Program*

The CVDRMP is working closely with selected dairy and confined bovine feeding operations within the Central Valley to implement a monitoring program to evaluate potential impacts of industry practices on first encountered groundwater. Domestic well testing is not part of the CVDRMP. However, the facilities permitted under the dairy/confined bovine feeding operation general orders and participants in the CVDRMP do test domestic wells and submit findings directly to the Central Valley Water Board. As a participant in the proposed Management Zone, the CVDRMP will encourage dairies and confined bovine feeding

operations to share domestic well test results with the VWC to facilitate implementation of the Modesto EAP in a more cost effective and efficient manner.

6.4 Monitoring and Data Management

VWC will continue gathering data to understand the effectiveness of community outreach activities, community involvement, and progress of EAP implementation. The following sections describe the minimum requirements for data collection and record-keeping.

6.4.1 Tailored Water Delivery Program

In the Tailored Water Delivery Program, VWC will maintain the following data: (1) number of requests received to participate; (2) database of residents approved to participate; (3) follow up contact with residents to verify implementation at their residence; and (4) documentation of residences that were approved, but did not follow through with implementation at their residence. Data will be obtained from third-party vendors periodically as follows for each residence where service is being provided:

- Bottled water delivery:
 - Initial bottled water delivery date
 - Usage of water
- POU treatment system:
 - Installation date of POU treatment system
 - Status of any recommended nitrate monitoring by POU manufacturer
 - Status of maintenance

6.4.2 Water Fill Stations

VWC will monitor each water fill station it installs to obtain the following data: (1) volume of water dispensed; (2) dates and times that water is dispensed; (3) fill station sampling plan analytical results; and (4) cleaning schedule. At a minimum, this information will be analyzed periodically to:

- Determine patterns of usage at each facility;
- Confirm fill station is meeting drinking water standards;
- Determine if cleaning schedule at each facility is adequate;
- Evaluate whether additional water fill stations are needed because of high demand at specific locations; and
- Provide a basis for compensating the land/property owner for water usage.

If periods of high usage are identified at any water fill station, additional site monitoring may be temporarily conducted to determine if there are significant delays in obtaining water or congestion at the site.

6.4.3 Residential Well Testing Program

Laboratory data, including those obtained through the ILRP – Drinking Water Well Monitoring Program for drinking water wells on enrolled parcels, will be used to continually update maps identified in Section 3 to further identify additional areas for targeted outreach. The following information will be maintained by this program:

- Requests received from residents to have their water tested and the outcome of the request
- Laboratory reports indicating the sample date and the test results
- Record of responses to residents and property owners informing them of their test results
- Status of follow-up well sampling

6.5 Program Reporting and Adaptive Management

The VWC in collaboration with other proposed Management Zones has developed a collaborative EAP program reporting approach that relies on selected key metrics to evaluate program success. On a monthly basis at the CV-SALTS Executive Committee meetings, a status update is provided by each Management Zone including their program's progress and results, and outreach and implementation status. Prior to the meetings, each Management Zone provides their updates and metric information to the Central Valley Salinity Coalition, to consolidate and provide the CV-SALTS Executive Committee a summary handout. The most current program summary provided by each Management Zone is posted on the CV-SALTS website⁹. Appendix H provides more details on the explanation of each EAP implementation metric reported to the CV-SALTS Executive Committee.

Any substantive changes to the EAP being considered will be discussed with the community through regular community meetings prior to submittal as a recommended change to the Central Valley Water Board. Recommended revisions to the Modesto EAP will be submitted to the Executive Officer of the Central Valley Water Board for review. Unless the Central Valley Water Board objects to the recommended revisions to this EAP, VWC will begin implementation of the revised EAP within 60 days of submittal unless the Central Valley Water Board objects and notifies the VWC of their concerns. If the Central Valley Water Board objects to the proposed revisions, the Management Zone will work with the Central Valley Water Board to address their concerns to the extent possible. If the proposed revisions are not approved, then the EAP will continue to be implemented as written.

⁹ CV-SALTS Management Zone Program Summary. <https://www.cvsalinity.org/management-zone-program-summary/>

This page intentionally left blank

7. Early Action Plan Implementation

7.1 Schedule/Milestones

Figure 7-1 illustrates the general schedule and key milestones for EAP implementation. The general schedule currently ends at the end of 2023. The MZIP, which is expected to replace the EAP, is expected to be submitted and approved by the Central Valley Water Board by the end of 2023. If the MZIP has not been approved by the end of 2023, the schedule in this EAP will be extended as needed. **Table 7-1** provides the detailed schedule of activities associated with each key component of this plan: General and Targeted Community Outreach, Interim Replacement Water Program, and Monitoring and Reporting. Where appropriate and to support a cost-effective strategy, some of these activities may be coordinated with the adjacent Turlock Management Zone.

If it is necessary to modify the EAP schedule, VWC will request modification to this EAP as a recommended revision following the process described in Section 6.5. The schedule modification request will be made to the Executive Officer of the Central Valley Water Board and include a description of the proposed modification, the reason(s) for the requested change and a proposed new schedule and/or milestone.

7.2 Funding Mechanism

The VWC is fully committed to funding the implementation of this EAP to ensure it remains in compliance with the Nitrate Control Program. EAP implementation is funded by fees collected from Management Zone participants who have Selected Pathway B of the Nitrate Control Program. Each Management Zone participant must sign an Agreement with the Management Zone which obligates the participant to share the cost of implementation of the VWC program, including implementation of this EAP for the Modesto Management Zone (see the Modesto and Turlock Management Zone FMZP for a copy of this agreement). An EAP budget is in place and is reviewed and approved by the Board of Directors at each monthly meeting.

In addition to financial support from VWC participants for the EAP implementation and development of the MZIP, where appropriate VWC will continue to seek local, state, and federal funds that are available to support implementation of short-term and long-term nitrate management projects or activities. For example, as mentioned in Section 6.3.2, the VWC has secured a co-funding agreement with State Water Board through the SAFER program. The agreement will continue through December 31, 2025, or when the project funding amount of \$5.5 million has been exhausted. The purpose of the co-funding agreement is to establish and implement the Expanded Constituent Well Sampling and Replacement Water Program in conjunction and coordination with the Management Zone's efforts. This co-funding

agreement provides funds to expand outreach efforts, conduct sample analysis for additional contaminants, and provide interim drinking water solutions for those with contamination issues beyond nitrate. VWC also continues to explore potential supplemental funding sources, including but not limited to, grant and loan programs administered by the State Water Board and Department of Water Resources, which are intended for drinking water and agricultural water quality improvement.

Task	Subtasks	2021			2022				2023			
		QTR 2	QTR 3	QTR 4	QTR 1	QTR 2	QTR 3	QTR 4	QTR 1	QTR 2	QTR 3	QTR 4
General Community Outreach	Outreach to Management Zone											
	Conduct public community and stakeholder meetings	◆	◆	◆	◆	◆	◆	◆	◆	◆	◆	◆
Targeted Community Outreach	Develop mailing list of targeted residents	■										
	Mailout Interim Replacement Water Program materials	◆										
	Coordinated outreach to non-compliant public water systems (will be coordinated with MZIP development and implementation)							■	■	■	■	■
	Conduct follow up outreach (as necessary)		■				■				■	
Interim Replacement Water: Bottled Water & POU Treatment Systems	Secure third-party vendor services	■	With review and update, as needed									
	Process requests for services (eligibility verification, well-testing, initiate services)	■	■	■	■	■	■	■	■	■	■	■
	Follow-up with residents to confirm provided services	■	■	■	■	■	■	■	■	■	■	■
Interim Replacement Water: Water Filling Stations	Continue to work closely with residents through MZIP to determine need for fill stations; if supported, identify locations/secure property, design, etc.							■	■	■	■	■
	If implemented, develop and install one or more water fill stations (based on community input)										■	■
	Operation and maintenance of water fill stations (if any installed)								Schedule dependent on community outreach findings			■
	Notify Central Valley Water Board and community of operational water fill stations											■
Monitoring and Reporting	Gather monitoring data from all program activities	■	■	■	■	■	■	■	■	■	■	■
	Preparation of EAP status reports (monthly - in coordination with other Management Zones)	■	■	■	■	■	■	■	■	■	■	■

Figure 7-1. General Implementation Schedule for Modesto Management Zone EAP

Table 7-1. Valley Water Collaborative EAP Implementation Schedule (see also Figure 7-1)

Task	Subtasks	Schedule (EAP Start Date: May 7, 2021)
General Community Outreach	Maintain VWC website, Facebook page, Instagram, and other social media platforms	Ongoing
	Maintain existing and develop additional mechanisms to provide notice to the public of EAP implementation activities	Ongoing
	As needed, prepare materials to support community outreach activities (e.g., flyers for upcoming meetings, FAQs, etc.)	Ongoing
	Send out public notice of upcoming community meetings	<ul style="list-style-type: none"> • “Save the Date” public meeting notice – send within 10 business days prior to scheduled meeting • Final meeting notice – send within 1-3 business days of meeting date (include Zoom link if meeting will be virtual)
	<ul style="list-style-type: none"> • Conduct public community meetings to provide: <ul style="list-style-type: none"> – EAP status update; – Information on Interim Water Replacement Program options; – Implementation schedule; – Well-testing opportunity; and – Other topics as needed. 	<ul style="list-style-type: none"> • Initial EAP implementation kickoff meeting – May 2021 • Additional meetings – minimum of once every three months after May 2021 kickoff meeting (July, October 2021; March, August, November 2022) <p>Note: Meetings will be virtual until the State of California lifts restrictions on public in-person meetings. Once restrictions lift, VWC will hold in-person meetings initially but may balance in-person vs. virtual meetings over the long-term.</p>

Table 7-1. Valley Water Collaborative EAP Implementation Schedule (see also Figure 7-1)

Task	Subtasks		Schedule (EAP Start Date: May 7, 2021)
Targeted Community Outreach	Establish mailing list for targeted residents (residents with domestic well in areas most likely impacted by nitrate at concentrations > 7.5 mg/L-N)		Completed by June 30, 2021
	Mailout Replacement Water Program information to residents on mailing list of targeted residents		Completed initial mailing by May 5, 2021. Conducted four follow-up mailings to date.
	Conduct follow-up outreach to residents that did not respond to initial contact or had mailed information returned as undeliverable		As needed, but complete by August 15, 2021 for first mailing. Within 45 days after subsequent mailings when they occur.
Interim Replacement Water: Tailored Water Delivery Program	Establish third-party agreements with vendors to supply bottled water or install a POU treatment system		Prior to initial mailout of postcards to targeted residences (see above)
	Acknowledge receipt of service request from resident and initiate eligibility evaluation		The Program Application Form acknowledges receipt of the form upon completion. VWC will follow up within 2 weeks of receipt.
	Schedule and conduct well test to verify eligibility of requesting services		Resident contact information is sent to VWC contracted vendor and coordinates with resident to schedule well testing as quickly as possible.
	Advise residents of nitrate well test results	Result is > 10 mg/L-N	Within 24 hours of receipt of test results, contact resident via email. Email includes test result and statement to initiate bottled water or POU treatment system programs. If no email is available, contact resident via phone with test results within 24 hours or receipt of test results and follow up with mailing test results.
		Result is ≤ 10 mg/L-N	Within 3 business days of receipt of test results, send written notice to the resident of ineligibility to participate in bottled water or POU treatment system programs (see Section 6.1 regarding other information to be communicated).

Table 7-1. Valley Water Collaborative EAP Implementation Schedule (see also Figure 7-1)

Task	Subtasks		Schedule (EAP Start Date: May 7, 2021)
Interim Replacement Water: Tailored Water Delivery Program (ctd)	Follow-up well testing if initial well test is > 7.5 mg/L but ≤ 10 mg/L-N	Initial well test is > 7.5 mg/L but ≤ 10 mg/L-N	<p>Within one-year offer resident the opportunity to retest the well at no cost. If the resident:</p> <ul style="list-style-type: none"> Does not want their well retested, no additional follow-up is required. Agrees to have the well retested and the result remains between 7.5 and 10 mg/L-N, then the Management Zone will continue to reach out to the resident on an annual basis to provide the opportunity to have the well tested at no cost to the resident until the nitrate concentration is < 7.5 mg/L-N (see Section 6.3.1, Table 6-2 for more detailed process).
	Follow-up with residents participating in bottled water/POU program to verify: (a) services are being received as contracted; and (b) bottled water recipients have sufficient water being delivered		Conduct check-in with each resident within 90 days after confirming eligibility to receive bottled water/POU treatment system programs
Interim Replacement Water: Fill Stations	Work closely with residents to identify planning locations of fill stations		Complete during MZIP development
	Complete first fill stations (if supported by community – see Section 6.2)	Complete design/specifications; obtain necessary permits/approvals to install facility, including establishing agreements with land/property owner to operate stations	Within 120 days of finalization of site locations and establishment of agreement with land/property owner
		Complete installations and make operational (Schedule dependent on community outreach findings)	Within 90 days of obtaining necessary permits/approvals
	Complete all tasks to install one additional fill station and make operational (dependent on outcome of community outreach efforts)		Schedule dependent on community outreach findings
	Conduct necessary O&M of active water fill stations		Ongoing after installation

Table 7-1. Valley Water Collaborative EAP Implementation Schedule (see also Figure 7-1)

Task	Subtasks	Schedule (EAP Start Date: May 7, 2021)
	Notify Central Valley Board and community	Within 14 days of a water fill station becoming operational
Monitoring and Reporting	Collect monitoring data/maintain records as described in Section 6.4	Ongoing
	Provide data to support compilation of EAP program metrics in collaboration with other Management Zones; participate in EAP status reports to the Central Valley Water Board through CV-SALTS Executive Committee Meetings	Monthly in conjunction with CV-SALTS Executive Committee Meetings

This page intentionally left blank

8. References

Boyle, D., A. King, G. Kourakos, K. Lockhart, M. Mayzelle, G.E. Fogg and T. Harter. 2012 *Groundwater Nitrate Occurrence*. Technical Report 4 in: Addressing Nitrate in California's Drinking Water with a Focus on Tulare Lake Basin and Salinas Valley Groundwater. Report prepared for the State Water Resources Control Board Report to the Legislature. Center for Watershed Sciences, University of California, Davis. <http://groundwaternitrate.ucdavis.edu/>

Central Valley Water Board. 2020. *Revisions to the Amendments to the Water Quality Control Plans for the Sacramento River and San Joaquin River Basins and Tulare Lake Basin to Incorporate a Central Valley-wide Salt and Nitrate Control Program*. Resolution R5-2020-0057. December 2020.
https://www.waterboards.ca.gov/centralvalley/board_decisions/adopted_orders/resolutions/r5-2020-0057_res.pdf

Corona Environmental Consulting, LLC. 2021. *Developing Equitable and Effective Early Action Plans: The Cost of Interim Drinking Water Solutions and Public Outreach for Nitrate Contaminated Drinking Water, Analysis for Kings Basin, Kaweah Basin, Tule Basin, Turlock Basin, Modesto Basin, Chowchilla Basin and Tulare Lake Basin – San Joaquin Valley, CA*. Report prepared on behalf of Community Water Center. January 1, 2021.

Department of Water Resources Groundwater Elevation Contour GIS coverage, SGMA Data Viewer, <https://sgma.water.ca.gov/webgis/?appid=SGMADataViewer#gwlevels>, accessed October 2020.

Department of Water Resources Well Completion Reports (<https://data.ca.gov/dataset/well-completion-reports>), accessed October 2020.

Division of Drinking Water (Public Supply Well nitrate data)
(https://www.waterboards.ca.gov/drinking_water/certlic/drinkingwater/EDTlibrary.html)
accessed December 2020.

Public Water System Area Boundaries
(https://gis.data.ca.gov/datasets/fbba842bf134497c9d611ad506ec48cc_0), accessed November 2020

Safe Drinking Water Information System (SDWIS) Drinking Water Watch online database
(<https://sdwis.waterboards.ca.gov/PDWW/>) (<https://data.ca.gov/dataset/drinking-water-public-water-system-information>) accessed January 2021.

State Water Resources Control Board – Office of Public Participation. 2020. *Guidance for Engaging Communities During Development of Early Action Plans – Central Valley Nitrate Control Program*. June 2020.

https://www.waterboards.ca.gov/centralvalley/water_issues/salinity/whats_new/200626_eap_engagement_guidance.pdf

State Water Resources Control Board. 2021. *Fact Sheet: FAQ: Drinking Water Data Gathering and Interim Water Supplies in CV-SALTS Early Action Plans*.

https://www.waterboards.ca.gov/safer/docs/cv_salts_gathering_faqs.pdf

Modesto Management Zone Early Action Plan

Appendices

August 8, 2021

Prepared for:
Valley Water Collaborative



Prepared by:
GEI Consultants, Inc.
Luhdorff & Scalmanini Consulting Engineers



This page intentionally left blank

Appendix A: Community Engagement Strategy

Valley Water Collaborative: Community Engagement Strategy



VALLEY WATER
COLLABORATIVE
www.valleywaterc.org

Prepared by:

GEI Consultants, Inc.

Luhdorff & Scalmanini Consulting Engineers



August 2022

Table of Contents

1.	Community Engagement Strategy Purpose	1
2.	Goals and Desired Outcomes	2
3.	Communities and Non-Dischargers	4
3.1	Potentially Impacted Communities and Unincorporated Areas	4
3.2	Non-Dischargers	4
4.	Communication Protocols, Venues, and Methods	5
4.1	Targeted Engagement	5
4.1.1	Impacted Communities	5
4.1.2	Non-Dischargers	5
4.2	Meeting Opportunities	6
4.3	Mechanisms to Share Information	7
4.3.1	Valley Water Collaborative Webpage	7
4.3.2	Explanatory Materials	7
4.3.3	General Communications	8
5.	Planned Outreach Efforts and Ongoing Implementation Challenges	9
5.1	Initial and Planned Outreach Activities	9
5.2	Planned Management Zone Outreach	10
5.3	Challenges Encountered	11
	References	13

Tables

Table 1. Summary of Completed and Planned Management Zone Outreach Activities

1. Community Engagement Strategy Purpose

The purpose of this Community Engagement Strategy (“Strategy”) is to develop and implement an active outreach program for the Valley Water Collaborative (VWC) to utilize throughout the development and implementation of the Early Action Plan (EAP) as required by the Nitrate Control Program. The goal of the Strategy is to ensure that nitrate-impacted residents can participate in the development of the EAP which, when implemented, will provide local interim solutions for obtaining safe drinking in the Modesto and Turlock Management Zones. This document establishes mechanisms to share informational materials to the public as well as coordinating with non-dischargers. These non-dischargers include local government entities and organizations, which have been identified as potential partners to assist with EAP development and implementation in the local communities.

The outreach mechanisms described in this document is incorporated into the EAP community outreach program and supplemented where needed. This evolution of the community outreach program from a strategy to an active EAP program will ensure the local community is given the opportunity to participate in the development of long-term, permanent safe drinking water solutions for the Modesto and Turlock Management Zones.

The following sections provide a comprehensive overview of engagement strategies for the VWC to employ throughout the community engagement efforts. This Strategy has been developed in accordance with the *Guidance for Engaging Communities During Development of Early Action Plans* prepared by the State Water Resources Control Board (State Water Board) in 2020. This Strategy has and may be updated, as needed, to streamline community engagement activities, where reasonable and feasible, to promote those activities that are most effective in reaching the local community. In addition to identifying outreach mechanisms, this document also captures outreach activities ongoing or planned at this time.

It is important to note that outreach efforts were limited in 2020 and 2021 due to the COVID-19 pandemic. As required by government directives regarding social distancing, early stages of community engagement were conducted digitally. Given this reality, the VWC will employ what is feasible with regards to outreach activities at this time but will broaden its efforts to include in-person outreach over time under guidance from local and state authorities.

Residents with any questions or concerns about the EAP may contact VWC by phone at (209) 750-3867 or by email at contact@valleywaterc.org. For any residents needing translation services, access to bilingual staff will be available and additional language resources will be provided as needed.

2. Goals and Desired Outcomes

The goal of this Strategy is to describe the planned outreach activities for engaging potentially impacted community members and interested non-dischargers in the development and implementation of the EAP required by the Nitrate Control Program. The strategies included within are to be used by the VWC to provide opportunities for communities and non-dischargers to participate in the development of safe drinking water alternatives. This plan will serve as a roadmap to support achieving the desired outcomes identified below.

- **Objective 1 – Educate the public about the development and implementation of the EAP and their opportunities for participation:** Community and non-discharger input is critical to the successful development and implementation of the EAP. This valuable input will guide decision-making and the development of interim and long-term drinking water solutions.
- **Objective 2 – Engage a diverse group of community members and non-dischargers representing different social, cultural, and economic elements of the population:** The Strategy is developed with thoughtful consideration about how to engage the diverse array of communities and non-dischargers by providing multiple and varied opportunities for public participation. Community residents are encouraged to join and participate in the Modesto or Turlock Subbasin committees. The Strategy outlines multiple methods for communication with varied audiences.
- **Objective 3 – Make community and non-discharger participation easy and accessible:** One way to increase engagement is to make participation easier for communities and non-dischargers by providing a variety of methods or venues for the public to access information as well as to provide input and feedback. This Strategy includes opportunities for online and in-person communication at public meetings to make engagement as easy as possible for communities and non-dischargers.
- **Objective 4 – Include community input in development of EAP:** Encourage community members to provide feedback, which will be used to inform development and implementation of the EAP. Since community feedback is vital for developing a successful EAP, recommendations on interim and long-term drinking water solutions will be taken into consideration and included in the EAP where reasonable and feasible. Community residents are encouraged to join and participate in the Modesto or Turlock Subbasin committees.
- **Objective 5 – Provide a roadmap for Valley Water Collaborative leadership:** The Strategy provides a clear roadmap for the VWC to follow, keeping engagement efforts consistent and on track with the aim to develop widespread support for development and implementation of the EAP. A schedule of completed public outreach events to develop this EAP has been included.

The objectives and desired outcomes listed above are the drivers for this Strategy. These objectives inform and shape the remainder of this document, which will be updated continuously throughout the community engagement process to optimize engagement strategies. While substantial efforts have already been taken to initiate community engagement, this document may evolve as more community and non-discharger information is acquired. Thus, this Strategy is considered a “living” document to be updated, if needed, to conduct community outreach in a reasonable and feasible manner.

3. Communities and Non-Dischargers

The VWC is committed to an open and active process to discuss interim and long-term safe drinking water solutions with all interested community members and non-dischargers within the Modesto and Turlock Management Zones. A final list of communities and non-dischargers targeted for outreach has been developed and included in the EAP. Since outreach efforts are ongoing, the list will be periodically updated to add new contacts. Initial outreach efforts will focus on connecting with all communities and their residents as well as establishing points of contact for non-discharger organizations. Once drinking water needs are characterized, community outreach efforts will focus on those communities and areas that are impacted by nitrate. A summary of these initial outreach efforts is included in Section 5.1 below.

3.1 Potentially Impacted Communities and Unincorporated Areas

The EAP identifies areas within the Modesto and Turlock Subbasins most likely impacted by elevated nitrate levels in groundwater. Initial outreach efforts are focused on reaching all potentially impacted communities and unincorporated areas in the Management Zone without regard to areas where nitrate contamination is likely most prevalent. As community engagement efforts evolve and the extent of drinking water concerns are further identified and characterized, specific areas will be identified for direct targeted outreach. While this targeted outreach may begin during EAP development, it will certainly be a key component of outreach during EAP implementation.

3.2 Non-Dischargers

The Nitrate Control Program requires that a Management Zone establish a process for coordinating with others that are not dischargers to support efforts to address drinking water issues. Per the regulations, this effort should consider coordinating with affected communities, domestic well users and their representatives, the State Water Board's Division of Drinking Water, local planning departments, local County health officials, Sustainable Groundwater Management Agencies, and other entities as appropriate. The purpose of engaging with non-dischargers is to inform and, where appropriate, solicit help from representatives of non-discharger organizations throughout the development and implementation of the EAP. A list of non-dischargers included in outreach efforts for the Modesto and Turlock Subbasins is included in the Final Management Zone Proposal (FMZP). Outreach to non-dischargers began during EAP development and will continue during EAP implementation.

4. Communication Protocols, Venues, and Methods

The VWC encourages the active involvement of diverse social, cultural, and economic elements of the population in planning for the development and implementation of the EAP. To achieve this goal, multiple community engagement methods will be employed as described below.

4.1 Targeted Engagement

Engagement efforts of the VWC are focused on potentially nitrate-impacted communities and non-dischargers. However, all residents in the Modesto and Turlock Management Zones will remain informed on outreach activities.

4.1.1 *Impacted Communities*

Communicating directly with residents is of the highest priority and a variety of approaches will be used to communicate with local communities to inform and invite them to participate in VWC outreach activities. These efforts are described in the sections below and range from conducting community outreach meetings and providing access to informational materials to providing opportunity to review and comment on outreach activities, EAP implementation, and long-term solutions.

Where needed, outreach efforts will use culturally appropriate language when framing aspects of the Nitrate Control Program and developing interim and long-term drinking water solutions. To support this strategy element, information has been gathered regarding languages spoken in the communities within the Modesto and Turlock Management Zones and translation services will be offered as needed. Preliminary research on community demographics has been conducted, which identified English as the primary language followed by Spanish. Given these findings, outreach activities will include Spanish translation as often as possible. Moreover, as the outreach process moves forward, the VWC will continue to evaluate the need to offer translation services other than Spanish. The outcome of the VWC's research on local community profiles is included in the EAP.

4.1.2 *Non-Dischargers*

The focus of outreach to non-dischargers will be to inform and, where needed, solicit help from representatives of non-discharger organizations, e.g., local government entities, schools, community leaders, and nonprofit organizations. Through direct outreach to non-dischargers (e.g., via email and telephone calls), the VWC has identified several organizations that are willing to assist in facilitating outreach efforts to the community. Specifically, the VWC is providing Management Zone information and meeting notices to representatives of these

organizations for online posting or emailing through their contact list. The EAP will document non-discharger participation, including the organizations that assisted with community outreach.

4.2 Meeting Opportunities

Public meetings will be held periodically in the Management Zone for residents, non-dischargers, and other stakeholders, including permitted dischargers subject to the requirements of the Nitrate Control Program. The purpose of these meetings is to keep participants informed during development and implementation of the Nitrate Control Program, request input on key elements proposed for inclusion in the EAP and provide opportunity for the public to have their questions answered. Potential options for obtaining safe drinking water in the interim while long-term solutions are developed will be discussed at these meetings.

To accommodate various methods of meeting opportunities, meetings will be conducted using a combination of online platforms and/or venues for public meetings will be chosen to optimize public accessibility and attendance. A record of those invited and attending these meetings will be maintained throughout the implementation of the EAP. Opportunities for public comment and engagement will be provided at all public meetings. Community residents are encouraged to join and participate in the Modesto or Turlock Subbasin committees. While limited to online platforms for conducting meetings, at appropriate times during the public outreach process, the VWC plans to use virtual polling techniques and online questionnaires as a means to obtain input from meeting participants.

The VWC will provide as much notice of upcoming meetings as is practical with a goal of notifying potential participants of an upcoming meeting at least 14 days prior to the meeting. Agendas and any other relevant information, including how to attend the meeting (e.g., Zoom links), are posted at least 3 business days prior to each meeting. Residents may contact the VWC by phone or email to request hard copy of meeting materials to be directly mailed to them prior to meetings. The dates and times and means of access to meetings will also be posted on the VWC website (<https://valleywaterc.org/meetings/>), Facebook page, Instagram, and other social media platforms. Three rounds (events) of meetings specifically targeting the local community were held during EAP development. During each of these events, meetings were held at two different times within the same week to give the local community more than one option to participate in the outreach activity.

Meeting summaries and/or presentation materials will be posted on the VWC website, Facebook page, Instagram, and other social media platforms as soon as they are completed and available following the meeting. Meetings conducted virtually are recorded and the recording is posted on the VWC website. Where appropriate, the VWC may also notify meeting participants via email (if available), Facebook page, Instagram, and other social media platforms of the availability of post-meeting information or opportunities to comment

on meeting information. At a minimum, meeting notices will be produced in both English and Spanish. Spanish translation services will be offered for public meetings. However, based on community input from residents and key community leaders/organizations, which may be language based, VWC will evaluate the need for additional language translation support. VWC intends to rely on local language-based community groups to provide direction regarding how to best reach out to their own community. Access to bilingual staff will be available and additional language resources will be provided as needed.

4.3 Mechanisms to Share Information

The VWC will use a variety of methods to share information with the community and non-dischargers. These methods are described in the following sections. In addition to providing information and materials in physical locations, directions for requesting hard copy materials will be included on electronic flyers sent via email and posted on VWC's Facebook page, Instagram, and other social media platforms. All outreach materials will be reviewed with community-based organizations prior to distribution to the public to ensure materials are understandable for the community.

4.3.1 Valley Water Collaborative Webpage

The VWC maintains a webpage for listing upcoming public meetings, posting information from past meetings and providing information about the development of the Management Zone and implementation of the Nitrate Control Program (<https://valleywaterc.org/>). This platform is used to communicate information during the development and implementation of the EAP as well as other supporting documents required by the Nitrate Control Program. The webpage provides the opportunity for members of the public to subscribe to receive VWC updates, news, and meeting/event announcements. It will also provide information on meeting dates, locations, times, agendas, meeting summaries, handouts, presentations, and reports. In addition to VWC's webpage, similar information will also be posted on VWC's Facebook page ((<https://www.facebook.com/Valley-Water-Collaborative-340350387401852/>), Instagram (<https://www.instagram.com/valleywatercollaborative/>), and other potential social media platforms.

4.3.2 Explanatory Materials

Explanatory materials such as fact sheets, presentations, and informational documents will be created as needed to communicate EAP and Nitrate Control Program related concepts and information to stakeholders and the public. As appropriate, a Spanish translation of these explanatory materials may also be made available. Materials will be created with the stakeholder and local community in mind, communicating concepts in layman's terms, and utilizing reader-friendly graphics to reinforce understanding. A frequently asked questions (FAQ) document has been created to explain the basics about the Nitrate Control Program, risks of nitrate contamination and general information about the development and

implementation of the EAP (<https://valleywaterc.org/community/>). The use of FAQs may be expanded as the program further develops. As needed, flyers geared toward announcing community meetings or other outreach activities will be developed, posted on the VWC webpage, Facebook page, Instagram, other social media platforms, and sent out to representatives of non-discharger organizations for distribution to community members.

4.3.3 General Communications

The VWC is developing a comprehensive contact list for the Management Zone. The initial effort has been focused on acquiring email contacts from any potential participants, but efforts to acquire physical mailing addresses of potentially impacted residents will be implemented over time. Interested parties can request to be added to the VWC contact list at any time. No interested party will be removed from the contact list unless the party requests removal. Only contact information including resident name, address, phone number, and email will be collected. This information is used to follow up on outreach activities and questions. Personal information will not be shared with the public. The need for general communication in the Management Zone includes, but not limited to:

- **Meeting and Event Notifications** – Distribute invitations for all Management Zone related meetings and events as well as provide reminders regarding activities such document comment periods.
- **Requests for Public Comment** – During public comment periods on the FMZP, Management Zone Implementation Plan (MZIP) or other documents, community members and stakeholders will be given opportunity to submit comments on the VWC webpage, phone, or by email.
- **Direct Mailing** – As areas with potentially elevated nitrate in groundwater are identified through EAP development and implementation, direct mailings to local residences within those areas will be implemented to the maximum extent practicable.
- **Social Media Platforms** – Utilize VWC’s Facebook page, Instagram, other social media platforms and outlets such as newspapers, and radio stations to distribute information for Management Zone related meetings and events. This method will help expand community outreach efforts to reach a greater number of potentially impacted residents.

5. Planned Outreach Efforts and Ongoing Implementation Challenges

This section lists the ongoing and planned future tasks intended to implement this Strategy and meet the goals identified in Section 2. The FMZP and respective Modesto and Turlock EAPs includes detailed summary of all outreach activities completed during EAP development as part of the implementation of this Strategy. Looking towards the future, the EAP also includes a detailed community outreach program that will be carried out during EAP implementation. That program will include elements of this Strategy supplemented as needed to fulfill the purposes of EAP implementation. The sections below summarize outreach activities during EAP development, planned for EAP implementation, and a summary of challenges encountered to date.

5.1 Initial and Planned Outreach Activities

Initial outreach efforts have been geared toward establishing communication with potentially impacted communities and non-dischargers. As EAP implementation progresses, the VWC will explore and employ additional mechanisms to obtain community contact information. Initial or planned outreach efforts include:

- Identification of potentially impacted communities and non-discharger organizations in Modesto and Turlock Subbasins to support development of a community contact list. This effort has included developing community profile information.
- Conducting telephone calls and sending emails to identified non-dischargers including government agencies and non-governmental organizations (NGOs) to determine their interest and ability to help facilitate community outreach efforts including emailing meeting notices and posting information to their webpages. Currently the non-discharger contact list includes more than 250 individuals representing varied interests within the Management Zone.
- Establishment of a subscription feature on the VWC webpage (<https://valleywaterc.org/>) to enable interested parties to sign up for meeting and event notices.
- Encourage community residents to join and participate in the Modesto or Turlock Subbasin committees by announcing in public meetings and posting on VWC's webpage, Facebook page, Instagram, and other social media platforms.
- Conducted outreach to State Water Board staff to obtain input on active NGOs in the Modesto and Turlock Management Zones area. State Water Board staff provided a list of potential entities to reach out to. From that list, two entities were identified as active in the Modesto and Turlock area: California Rural Legal Assistance (CRLA) and

Leadership Counsel for Justice and Accountability (LCJA). As noted below both are participating in EAP development efforts.

- Preparation of flyers and educational materials to support community outreach meetings and provide the community with general information about the Management Zone.
- Coordination activities with local NGOs including:
 - Meeting with Self-Help Enterprises regarding local capacity to support Management Zone efforts;
 - Assistance provided by LCJA in preparation of a community-friendly flier with Spanish translation;
 - Invited presentation to the Valley Improvement Projects (VIP, local NGO) to provide information about the EAP and Management Zone formation;
 - Meeting with Modesto Junior College and California State University – Stanislaus to develop partnership in outreach activities; and
 - Ongoing discussions with State Water Board on developing a co-funding agreement for sampling co-contaminants through SAFER.
- Development of meeting presentation materials and documentation of participation in stakeholder and community outreach meetings. Materials prepared to date are posted on:
 - VWC website (<https://valleywaterc.org/meetings/>),
 - Facebook page (<https://www.facebook.com/Valley-Water-Collaborative-340350387401852/>)
 - Instagram (<https://www.instagram.com/valleywatercollaborative/>).
- Development and release of public meetings notices for meetings targeted at stakeholders and the local community.

5.2 Planned Management Zone Outreach

The VWC has planned a series of stakeholder and community outreach activities to support development of the Management Zone and preparation of the EAP. Anyone may participate in the meeting activities, but the focus of meetings varies: (a) stakeholder meetings target those directly impacted by the Nitrate Control Program (e.g., permitted dischargers) and those with interests in ensuring that safe drinking water is available to all residents, i.e., non-dischargers within the Management Zone; and (b) community outreach meetings target to those directly affected by nitrate contamination in their drinking water. **Table 1** below summarizes the activities during Preliminary Management Zone Proposal/EAP development. Following completion of Management Zone outreach activities, relevant information from the meeting is posted on the VWC website (<https://valleywaterc.org/meetings/>), Facebook page, Instagram, and other social media platforms. Recordings of each meeting are also posted (applicable only for virtual meetings).

5.3 Challenges Encountered

The VWC encountered several challenges during initial outreach efforts due to the COVID-19 Pandemic. Examples include:

- Minimal responses from contacted non-discharger entities and organizations (e.g., full voicemail boxes).
- Unavailable entity representatives due to working from home during the COVID-19 Pandemic.
- Unable to obtain access to organizational email lists to facilitate noticing public meetings due to privacy policies within organizations.
- Outdated contact information obtained in initial identification of communities and non-dischargers.
- Limited ability for NGOs involved in community drinking water issues to assist in outreach due to a lack of an active presence in the area. However, community outreach efforts to date have identified a few organizations willing to assist (e.g., VIP, CRLA, LCJA, Modesto Junior College, and California State University - Stanislaus) to the extent possible.
- Inability to provide physical posting of notices due to office closures and reduced foot traffic as a result of COVID-19 Pandemic.
- Some organizations have policies that do not allow “advertising”, which apparently includes the Nitrate Control Program.

Regardless of these challenges, the VWC continues to “work” the area to develop new contacts to reach out to the local community. This effort will be assisted by direct mailout of information to local residents once a more targeted area has been identified.

Table 1. Summary of Completed Management Zone Outreach Activities

Activity	Date	Purpose
Stakeholder Meeting #1	October 29, 2020 (1:30-3:30 pm)	Introduction of the VWC and Nitrate Control Program. Overview of potentially nitrate-impacted areas, discharger outreach, and Early Action Plan
Community Outreach Meeting #1	November 4, 2020 (3-4 pm) November 5, 2020 (6-7 pm)	Introduction of the VWC and Nitrate Control Program. Overview of potentially nitrate-impacted areas, possible interim solutions, and how residents participate.
Stakeholder Meeting #2	December 3, 2020 (1:30-3:30 pm)	Overview of nitrate conditions and potential interim drinking water solutions under the EAP
Community Outreach Meeting #2	December 8, 2020 (3-4 pm) December 9, 2020 (6-7 pm)	Overview of nitrate conditions and potential interim drinking water solutions under the EAP as well as the opportunity to provide feedback on potential interim replacement water program elements.
Public Review of Draft EAP	February 1, 2021	Release of Public Draft for comments. Comment period closed February 22, 2021.
Public Review of Draft PMZP	February 1, 2021	Release of Public Draft for comments. Comment period closed February 22, 2021.
Stakeholder Meeting #3	February 2, 2021 (1:30-3:30 pm)	Present draft EAP to provide opportunity for community participants to review and comment on public draft EAP
Community Outreach Meeting #3	February 9, 2021 (3-4 pm) February 10, 2021 (6-7 pm)	Present draft EAP to provide opportunity for community participants to review and comment on public draft EAP

References

State Water Resources Control Board. 2020. *Guidance for Engaging Communities During Development of Early Action Plans – Central Valley Nitrate Control Program*. June 2020.

Appendix B: Community Profile – Modesto Management Zone

Data has been gathered for the communities in the Modesto Subbasin for the purpose of EAP development. In accordance with the State Water Board’s *Guidance for Engaging Communities During Development of Early Action Plans*, a community profile table has been compiled to better understand communities within the Management Zone. Table B-1 provides demographic data to help understand how best to engage with communities and encourage participation during EAP development. It is important to understand and account for community diversity to ensure drinking water solutions are appropriately developed with residential input and affected communities are informed on how the Nitrate Control Program will impact them. Notably, this table identifies languages other than English in the region including Spanish, Other Indo-European, and Asian & Pacific Islander to bridge potential translation gaps to help ensure success of the EAP.

Table B-1. Community Demographics for the Modesto Subbasin¹

Community Name	DAC/DUC ²	Population	Median Household Income (MHI)	Language(s) ³	Race/Ethnicity					
					White	Black or African American	American Indian and Alaska Native	Asian	Pacific Islander	Other or >2 races
Airport CDP	Yes	1,479	\$29,489	English, Spanish	90%	1.2%	4.4%	0%	0%	4.4%
Bret Harte CDP	Yes	5,148	\$37,526	English, Spanish	71.4%	0.2%	0.4%	0.1%	0%	27.9%
Bystrom CDP	Yes	3,759	\$32,519	English, Spanish	82.2%	0.1%	0.4%	1.7%	0.2%	15.5%
Ceres City	Yes	48,214	\$58,667	English, Spanish, Other Indo-European	65.3%	3.9%	1.1%	6.9%	0.5%	3.9%
Empire CDP	Yes	4,051	\$38,477	English, Spanish	81.7%	1%	1.5%	0%	3.4%	12.4%
Modesto	Yes	212,616	\$59,287	English, Spanish	74.7%	4.5%	1%	7.1%	1.1%	11.7%
Oakdale City	Yes	22,936	\$64,555	English, Spanish	85%	0.3%	0.6%	2.2%	0%	11.9%
Riverbank	Yes	24,482	\$70,459	English, Spanish	78.4%	1.7%	0.9%	5.2%	0.4%	13.3%
Riverdale Park CDP	Yes	1,033	\$40,000	English, Spanish, Asian & Pacific Islander	65.5%	0%	3.6%	13.5%	0%	17.4%
Salida	No	14,229	\$82,745	English, Spanish, Other Indo-European	74.6%	0.3%	0%	4.6%	0.9%	19.6%

Table B-1. Community Demographics for the Modesto Subbasin¹

Community Name	DAC/DUC ²	Population	Median Household Income (MHI)	Language(s) ³	Race/Ethnicity					
					White	Black or African American	American Indian and Alaska Native	Asian	Pacific Islander	Other or >2 races
Shackelford	N/A	N/A	N/A	N/A	N/A	N/A	N/A	N/A	N/A	N/A
Waterford City	Yes	8,877	\$58,904	English, Spanish	85.4%	0.8%	0%	2.2%	0.1%	11.4%
West Modesto CDP	Yes	5,762	\$37,731	English, Spanish	81%	1.9%	0%	3.4%	0.1%	13.7%

¹Table developing using 2019 American Community Survey (ACS) data. Accessed January 24, 2021. <https://data.census.gov/cedsci/profile?q=1600000US0600535>

²Communities have been categorized as DAC/DUC based off 2019 ACS California MHI of \$91,377 and utilizing the state DAC threshold of 80-percent.

³Languages spoken > 5-percent as listed in the 2019 ACS data. Use of this threshold is recommended in Guidance for Engaging Communities During Development of Early Action Plans (State Water Board, June 2020).

Table B-2 identifies key community members from each identified community in the Subbasin. It is important to identify these contacts to support community outreach efforts for increased participation and input on drinking water solutions. This is a living document and will be updated during EAP implementation. Data gaps are identified, and efforts will be made to reach out to these communities to identify a point of contact.

Table B-2. Community Point of Contacts for Nitrate Control Program

Community Name	Point of Contact	Phone Number	Email Address
Airport CDP	Edgar Garibay	(209) 236-0330	edgar@tuolme.rog
	Armando Nunez	(209) 574-1646	Nunez.ar@monet.k12.ca.us
Bret Harte CDP*			
Bystrom CDP*			
Ceres City	Karen Morgan	(209) 838-7962	karen.morgan@ci.ceres.ca.us
Empire CDP	Rafael Rodriguez	(209) 505-2200	Rafaelr6608@gmail.com
Modesto City	Jim Alves	(209) 571-5557	jalves@modestogov.com
Oakdale City	Bryan Whitemyer	(209) 845-3570	bwhitemyer@ci.oakdale.ca.us
Riverbank	Cindy Fosi	(209) 869-7128	Cfosi@riverbank.org
Riverdale Park CDP	Kelly Murphy	(209) 241-9541	Murphology101@aol.com
Salida	Tony Tovar	(209) 545-4987	atovar@salidasanitary.net
Shackelford*			
Waterford City	Lonnie Statzer	N/A	lstatzer@cityofwaterford.org
West Modesto CDP	Edgar Garibay	(209) 661-3973	edgar@tuolumne.org

*Blank contact info are communities where point of contact needs to be identified.

Appendix C: State Water Board Community Engagement Checklist

State Water Board has a guidance document that provides a table (State Water Board, 2020, pg. 17) summarizing community engagement activities recommended in their document. This table illustrates how Valley Water Collaborative's community outreach efforts aligns with the State Water Board's guidance.

Community Engagement Element	Potential Actions to Implement Element	EAP Development and Implementation
Communicate Effectively	Communicate with affected communities remotely during the COVID-19 crisis	<ul style="list-style-type: none"> VWC conducted three community meetings via Zoom. Information is distributed via email, website, Facebook page, and Instagram. VWC made phone calls with non-dischargers to increase community participation. VWC established a website allowing for the public to submit comments.
	Translate materials into Spanish and other language(s) identified	<ul style="list-style-type: none"> Meeting notices are prepared in English and Spanish. Spanish translation is provided during community outreach meetings.
	Provide a point of contact who speaks residents' primary language	<ul style="list-style-type: none"> Resident may request to ask for Spanish speaker when calling VWC.
	Ensure planned one-on-one communications have personnel fluent in the primary language	<ul style="list-style-type: none"> VWC has staff fluent in Spanish as it is identified as a predominant secondary language for the community.
	Offer live interpretation at community meetings	<ul style="list-style-type: none"> Live Spanish interpretation is provided at community meetings. Spanish translation initially identified and further research to identify other languages will be conducted during EAP Implementation.
	Provide written materials in plain language	<ul style="list-style-type: none"> Meeting and educational materials are prepared in plain, easy to understand language geared toward community understanding.
	Speak in plain language	<ul style="list-style-type: none"> Presentations at community meetings are presented in plain language when practical to explain technical issues. Figures and pictures are used to help audience understand.
	Consult community groups if your materials are understandable to the community	<ul style="list-style-type: none"> In first round of community meetings a representative each from Valley Improvement Projects and California Rural Legal Assistance were in attendance and provided their feedback.
	Ask participants if materials are understandable	<ul style="list-style-type: none"> VWC encourages feedback during meetings and community outreach events.

Community Engagement Element	Potential Actions to Implement Element	EAP Development and Implementation
	Present information without bias	<ul style="list-style-type: none"> EAP program information and potential interim drinking water solutions are presented as concepts without bias to residents in initial outreach meeting. At the end of each meeting, VWC encourages community participation and input.
	Know and communicate your constraints	<ul style="list-style-type: none"> During meetings, VWC provides answers to questions regarding program requirements. Community meetings expresses for community involvement and input to help develop the plan.
	Be transparent with decision-making processes	<ul style="list-style-type: none"> Community continues to be informed during meetings on the concepts and options to be provided for the Interim Replacement Water Program.
Protect Personal Information	Mitigate concerns about information collection	<ul style="list-style-type: none"> The Tailored Water Delivery Program Application Form addresses this concern.
	Minimize collection of personal information	<ul style="list-style-type: none"> Only contact information including resident name, phone number, and email are collected. Contact information is used to follow up on outreach activities and questions. Personal information is not shared with the public.
Acknowledge Diverse Interests	Be inclusive of all groups within a community	<ul style="list-style-type: none"> VWC developed and implemented a Community Engagement Strategy to encourage involvement of all groups within the community. Public meetings and opportunities for engagement are open to all community members. Residents are encouraged to join Subbasin committee.
	Provide “balanced access” to groups you are engaging with	<ul style="list-style-type: none"> VWC continues to hold meetings with stakeholder and community groups for opportunities to provide feedback and recommendations. All groups receive direct communications from VWC by email and postings on VWC’s Facebook page and Instagram.
Evaluate and Revise	Evaluate your community engagement strategy	<ul style="list-style-type: none"> VWC Board of Directors reviewed the first draft of Community Engagement Strategy. Community Engagement Strategy was presented to the CV-SALTS Executive Committee. VWC provided community-based organizations: Leadership Counsel for Justice and Accountability, Community Water Center, and Clean Water Action opportunity to review and provide feedback. Community Engagement Strategy evaluated and updated at least once.
	Make modifications	<ul style="list-style-type: none"> Community-based organizations provided feedback on the Community Engagement Strategy.

Community Engagement Element	Potential Actions to Implement Element	EAP Development and Implementation
		<ul style="list-style-type: none"> VWC considered and incorporated feedback into the Community Engagement Strategy where feasible and reasonable. The Community Engagement Strategy is a living document that is updated routinely to maximize community outreach efforts.
Learning About the Community	Develop a Community Profile	<ul style="list-style-type: none"> VWC developed a preliminary community profile and continues to update it periodically and uses it to continue conducting outreach.
	Develop a Contact List	<ul style="list-style-type: none"> VWC developed a preliminary contact list based on research and initial outreach and continues to update it. VWC established a website, Facebook page, and Instagram encouraging the public to join the email list. As VWC receives this request, contact info is added to the contact list.
Educating the Community	Develop educational materials	<ul style="list-style-type: none"> VWC developed educational materials with references from CV-SALTS and posts them on the VWC website.
	Establish contact(s)	<ul style="list-style-type: none"> VWC established contacts at multiple community-based organizations who continue to assist in distributing meeting information and materials to community members.
	Establish locations where information is publicly accessible	<ul style="list-style-type: none"> VWC has established a website, Facebook page, and Instagram to post educational materials, such as FAQs, and uploads meeting information and recordings for the public to easily access as a follow up.
	Distribute materials using multiple communication platforms	<ul style="list-style-type: none"> Educational and meeting materials have been and continues to be distributed via email and posted on the VWC website, Facebook page, and Instagram.
	Hold community meetings to educate the community	<ul style="list-style-type: none"> VWC conducted and continues to conduct multiple community meetings via Zoom to encourage public participation and feedback on the EAP development as well as provide opportunity to educate the community on nitrate issues.
Collaborating with the Community	Create a process for collaborative decision-making	<ul style="list-style-type: none"> Opportunities for Q&A is provided during Zoom webinars. Contact information is provided at the end of each meeting and the public may provide comments via VWC's website. Polling questions are provided at community meetings to engage the audience. Public draft was posted to VWC's website along with a feedback questionnaire to assist the public with understanding the content of the EAP. Community meetings are held to summarize important elements of the EAP for the residents. An Employee Questionnaire regarding the Interim Replacement Water Program has been distributed to VWC Board Members and its consultants.

Community Engagement Element	Potential Actions to Implement Element	EAP Development and Implementation
Maintaining Involvement	Provide updates	<ul style="list-style-type: none"> • Updates are regularly provided at community meetings, VWC's website, Facebook page, and Instagram. • Emails are sent to list of contacts and announced on Facebook page and Instagram when plans are ready for review and input.
	Maintain contact and process for responding to community inquiries	<ul style="list-style-type: none"> • VWC manages their email account, website, Facebook page, and Instagram for any inquiries about the collaborative and outreach activities. • Prior to community meetings, phone calls and emails are made to community organizations to assist with outreach. • Any emails and/or inquiries received through the VWC website or responded to in a timely manner.

This page intentionally left blank.

Appendix D: Community Outreach to Support EAP Development

D-1. Community Meeting Presentations

Activity	Purpose	Date/Time
Community Outreach Meeting #1	Introduction of the VWC and Nitrate Control Program. Overview of potentially nitrate-impacted areas, possible interim solutions, and how residents participate.	November 4, 2020 (3-4 pm)
		November 5, 2020 (6-7 pm)
Community Outreach Meeting #2	Overview of nitrate conditions and potential interim drinking water solutions under the EAP as well as the opportunity to provide feedback on potential interim replacement water program elements.	December 8, 2020 (3-4 pm)
		December 9, 2020 (6-7 pm)
Community Outreach Meeting #3	Present draft EAP to provide opportunity for community participants to review and comment on public draft EAP	February 9, 2021 (3-4 pm)
		February 10, 2021 (6-7 pm)

- For recorded meetings, visit: <https://valleywaterc.org/meetings/>

Valley Water Collaborative



Luhdorff & Scalmanini
Consulting Engineers

Modesto-Turlock Management Zone Community Outreach Meeting

November 4 & 5, 2020

*Parry Klassen, Executive Director
Valley Water Collaborative*

*Richard Meyerhoff, GEI Consultants
Vicki Kretsinger Grabert, LSCE
Barbara Dalgish, LSCE*



3/5/2021

1

1

GUIDELINES FOR TODAY'S ZOOM MEETING

- Please look at the participant list – if you are shown by a phone number, either rename yourself, or send an email to Lholland@geiconsultants.com to let us know you participated in the meeting
- Mute your audio and remain on mute unless you are recognized to speak
- We will stop the presentation at two places to provide opportunity for questions:
 - Approximately halfway through the presentation and again at the end
- If you have a question during a Q&A time period, either:
 - Click on the “Raise Your Hand” icon to be recognized; once recognized, please unmute yourself and ask your question
 - Click on the “Chat” icon and type your question for our team to read and address
- If you are having technical issues, please use the chat function. One of our meeting hosts will try to provide assistance.

2

MEETING AGENDA

- Who is the Valley Water Collaborative?
- Why are we here today?
- Why be concerned about Nitrate?
- What is the new Nitrate Control Program?
- Who needs to be involved?
- Where is drinking water affected by nitrate?
- What are potential solutions?
- How can you participate?
- What is our schedule?
- Where can I get more information?

3/5/2021

3

3

WHO IS THE VALLEY WATER COLLABORATIVE?

- **We are a non-profit organization that...**
 - Is establishing a Nitrate Management Zone to address nitrate contamination in groundwater that may be used for drinking water
 - Is working with many others in your area to improve nitrate water quality in groundwater into the future
 - Wants to work with you and the local community to ensure safe drinking water is available as soon as possible

- **Mission**

To maintain and improve the quality of life in the northern San Joaquin Valley by implementing programs that provide access to safe drinking water for residents, and by engaging in activities with the goal of protecting or enhancing the quality of groundwater used as drinking water for residents in the region

3/5/2021

4

4

WHY ARE WE HERE TODAY?

- **Present a New Nitrate Control Program that Will Address the Impact of Nitrate on Local Drinking Water**

- Many small communities and rural residents rely on groundwater for drinking water
- It may not be possible to safely use this groundwater for drinking water when nitrate levels are high
- We want to work with you to develop short and long-term solutions to nitrate concerns



3/5/2021

5

5

WHY BE CONCERNED ABOUT NITRATE?

- Drinking water obtained from groundwater that enters our homes through a private domestic well may require action if impacted by nitrate



If your water comes from a Public Supply Well...

- It is tested for nitrate regularly
- It can be treated to make sure the water is safe for drinking before it reaches your home



If your water comes from a Private Domestic Well...

- The well owner must test the water to determine if it is impacted by nitrate
- If impacted, the well owner should take action to address the nitrate before the water is used for drinking

3/5/2021

6

6

WHY BE CONCERNED ABOUT NITRATE?

• What is Nitrate?

- Contaminant that can make water unsafe for drinking when above levels set by the government
- You can not see, smell, or taste nitrate in water; you must test the water
- Chemical found in most fertilizers, manure, and septic tanks
- Rain or irrigation water can carry nitrate down through the soil into groundwater

• When is Nitrate Unsafe?

- Government has set a limit for nitrate in water used for drinking, regardless of whether you get your water from a private well or a public water system (limit is 10 milligrams/liter nitrate as nitrogen)



3/5/2021

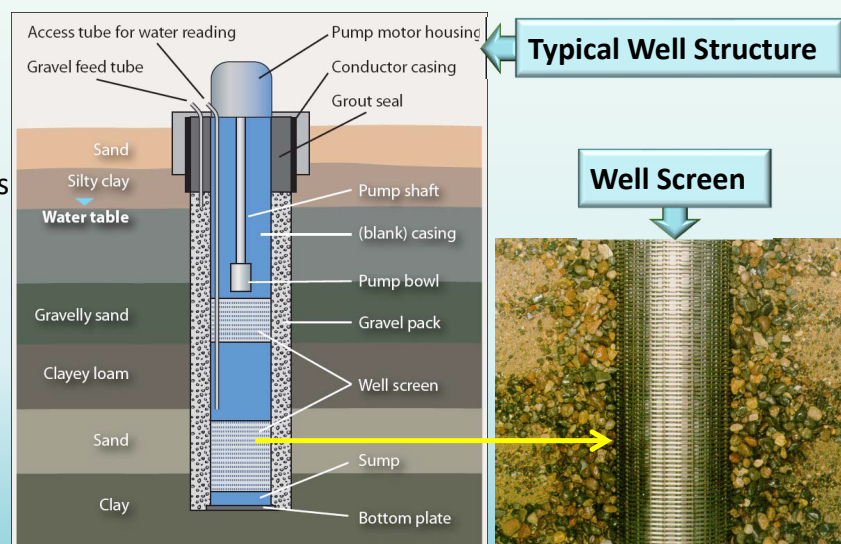
7

7

WHY BE CONCERNED ABOUT NITRATE?

How does nitrate get into your well water?

- Groundwater is produced from water-bearing deposits beneath the land surface
- All wells need to have good integrity and be protected from land surface activities
- Proper well construction helps reduce contaminants from being introduced at the land surface



3/5/2021

8



- If you have a question, either:
 - Click on the “Raise Your Hand” icon to be recognized; once recognized, please unmute yourself and ask your question
 - Click on the “Chat” icon and type your question for our team to read and address

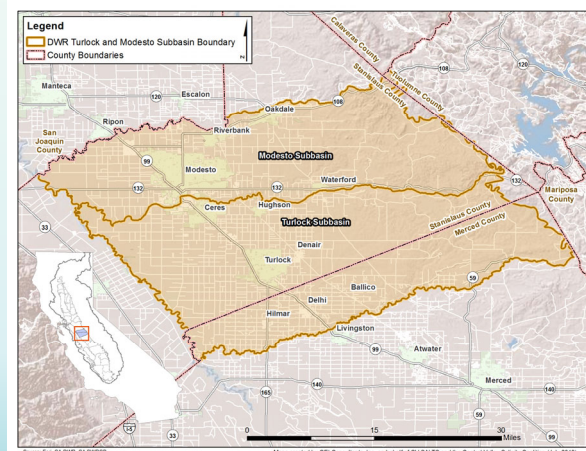
9

WHAT IS THE NEW NITRATE CONTROL PROGRAM?

It is a new regulation that will help resolve problems with nitrate in our area. We have three goals:

1. Provide safe drinking water supplies
2. Reduce nitrate impacts to water supplies; and
3. Restore groundwater quality, where reasonable, feasible and practicable.

To implement the first step in this new nitrate regulation, the Valley Water Collaborative is forming the Modesto-Turlock Management Zone



<https://www.cvsalinity.org/nitrate-control-program.html>

3/5/2021

10

10

WHAT IS THE NEW NITRATE CONTROL PROGRAM?

Benefits and Results of Participating in the Modesto-Turlock Management Zone



-- Brings safe drinking water to your community, where needed



-- We work together and share the cost of nitrate management



-- We identify solutions tailored to the Modesto-Turlock area:

- ◆ Deals with nitrate problems locally
- ◆ Uses local knowledge to lower nitrate levels
- ◆ Supports a vision that realistically manages nitrate for the local economy and community

3/5/2021

11

11

WHO NEEDS TO BE INVOLVED?



Growers permitted under the Central Valley Irrigated Lands Regulatory Program “General Order”



Dairies, feedlots and poultry farms that operate under a “General Order” from the State to discharge



Wastewater treatment operators, food processors, wineries and other facilities that have a permit from the State to discharge nitrate



Other parties interested in the quality and management of water in the Modesto-Turlock area, e.g., Groundwater Sustainability Agencies, water utilities, county and community government offices, non-governmental organizations (NGOs), etc.



You – the public!









3/5/2021

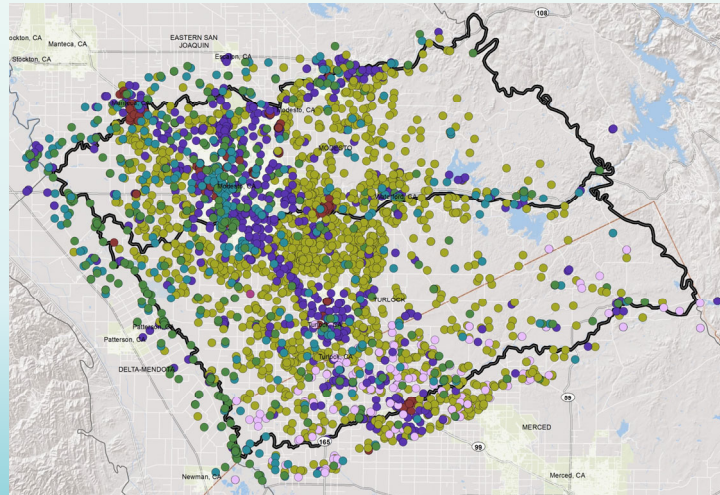
12

12

WHERE IS DRINKING WATER AFFECTED BY NITRATE?

Groundwater data come from many sources

Data Source		Number of Wells with Nitrate Data
Irrigated Lands (Geotracker)		1,520
Division of Drinking Water		734
Department of Water Resources		345
Regulated Facilities (Geotracker)		433
Merced County		808
San Joaquin County		1
UC Davis CASTING		1
U.S. Geological Survey		471
Total		4,313

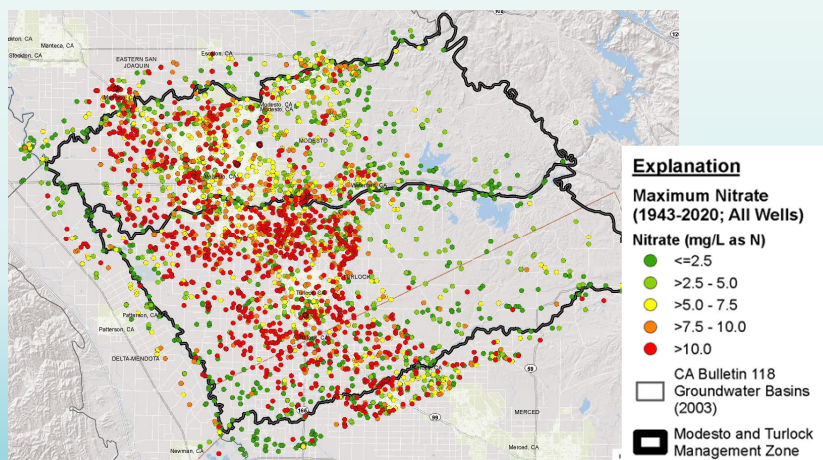


13

WHERE IS DRINKING WATER AFFECTED BY NITRATE?

The Modesto-Turlock Management Zone is working to identify areas affected by nitrate

- Gathering available well data
- Locating areas where unsafe levels of nitrate are in drinking water
- Locating domestic wells in areas with unsafe nitrate levels
- Finding existing water systems that treat for nitrate



14

WHAT ARE POTENTIAL DRINKING WATER SOLUTIONS?

The Modesto-Turlock Management Zone will:

- Work with the public to prepare an Early Action Plan that describes how to best provide safe drinking water to residents

What might be some short-term solutions included in the Early Action Plan?

- Free centrally-located filling stations that provide clean water
- Opportunity for testing of your private well
- Delivery of bottled water, where appropriate
- Something else...



3/5/2021

15

15

HOW CAN YOU PARTICIPATE?

- Provide Well Data
 - Do you own a domestic well? Do you know the nitrate level in your well water?
- Provide Input to the Management Zone
 - Participate in development of Early Action Plan
 - Review and comment on Management Zone Documents as they develop
- Tell Your Neighbors about the Project
- Sign-up to receive program updates at www.valleywaterc.org



3/5/2021

16

16

HOW CAN YOU PARTICIPATE?

What Outreach Activities are Planned in the Coming Months?

- Community Outreach meetings will be held in December and again in January/February
 - Upcoming meetings will provide opportunity to voice your opinion
- Review and comment on Early Action Plan ideas to provide safe drinking water during their development
- Continue to collaborate with the Management Zone during Early Action Plan implementation which will begin in Spring 2021

Sign-up to receive program updates at
www.valleywaterc.org



3/5/2021

17

17

WHAT IS OUR SCHEDULE?

Preliminary Management Zone Proposal (PMZP) with Early Action Plan (EAP) is due to the Central Valley Water Board by March 8, 2021

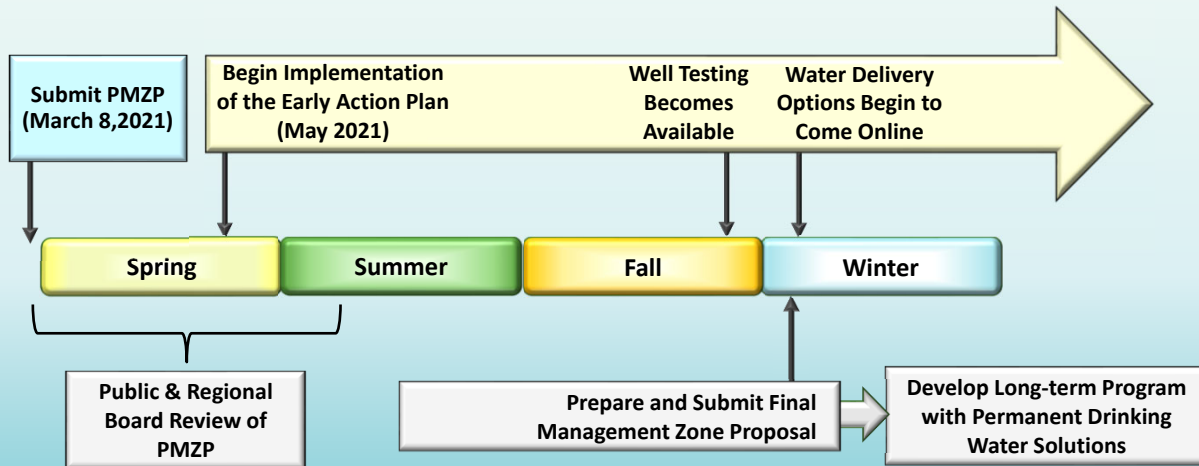
You are Here



18

WHAT IS OUR SCHEDULE?

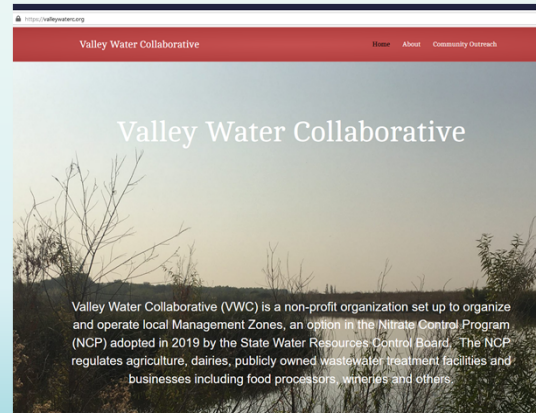
Estimated 2021 schedule for the Modesto-Turlock Management Zone



19

WHERE CAN I GET MORE INFORMATION?

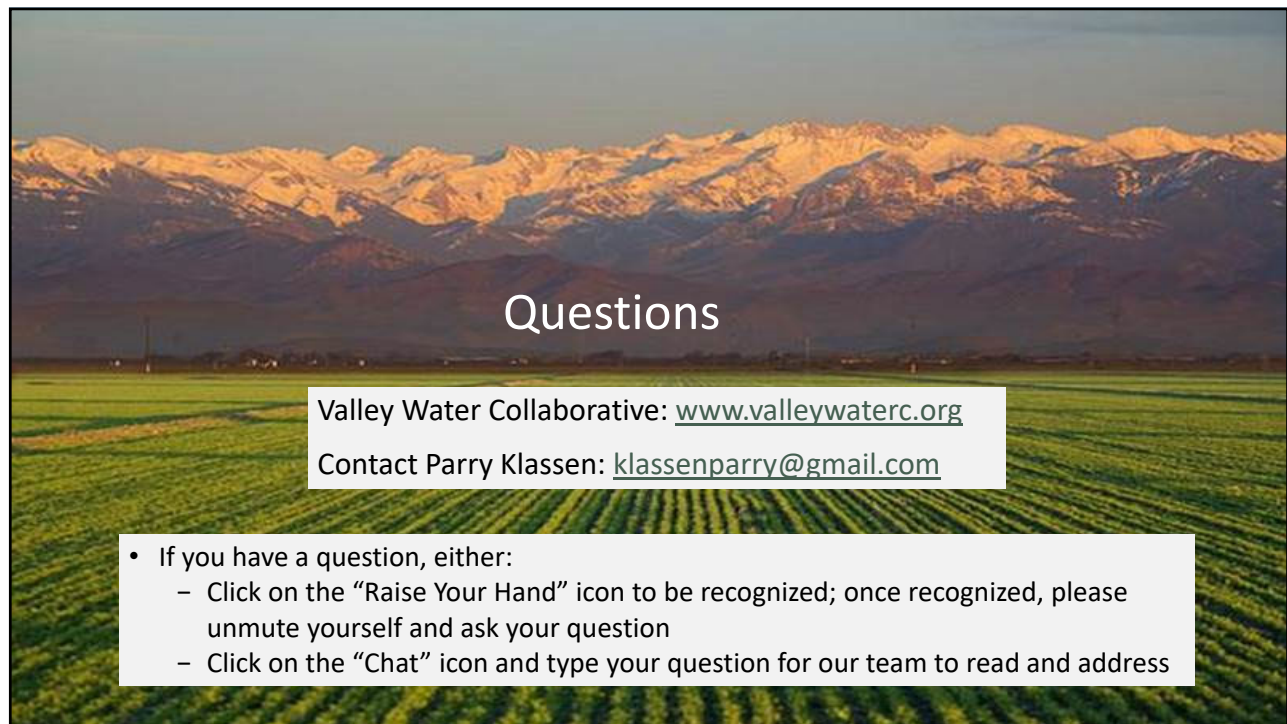
- Nitrate Control Program
 - <https://www.cvsalinity.org/nitrate-control-program>
- Valley Water Collaborative
 - www.valleywaterc.org
- Contact Parry Klassen
 - klassenparry@gmail.com
- Go to website www.valleywaterc.org for:
 - Meeting presentations; related information about Management Zone activities
 - Sign up for program updates
- Next Community Outreach Meeting:
 - Early December 2020 (announcement will be sent out)



3/5/2021

20

20



Questions

Valley Water Collaborative: www.valleywaterc.org
Contact Parry Klassen: klassenparry@gmail.com

- If you have a question, either:
 - Click on the “Raise Your Hand” icon to be recognized; once recognized, please unmute yourself and ask your question
 - Click on the “Chat” icon and type your question for our team to read and address





Modesto-Turlock Management Zones Community Outreach Meeting

December 8 & 9, 2020

Parry Klassen
Executive Director
Valley Water Collaborative

*Richard Meyerhoff, GEI Consultants
Vicki Kretsinger Grabert, LSCE
Barbara Dalgish, LSCE*



3/5/2021 1


1

SPANISH INTERPRETATION/INTERPRETACIÓN EN ESPAÑOL

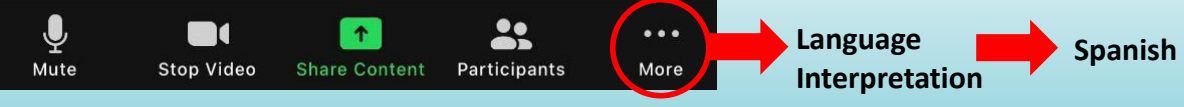
To listen to the presentation in Spanish, click on the globe icon and select Spanish

Para escuchar la presentación en español, haga clic en el icono que parece un mundo y seleccione Español

On the computer/En la computadora:



Or on the phone/En el telefono:



2

GUIDELINES FOR TODAY'S ZOOM MEETING

- If you are shown by a phone number, the moderator will let you know at the beginning of the meeting; please click on the "Chat" icon and send Lydia Holland your name so we know that you attended
- As an attendee in this webinar, you are automatically muted
- We will stop the presentation at two places to provide opportunity for questions (approximately halfway through the presentation and again at the end)
- If you have a question at any time, click on the Q&A icon and type your question for our team to read and address during a question and answer period
 - Note: We will not be using the "Raise Hand" function during this meeting
- We will have three places during the presentation where a poll will be posted in English and Spanish. Please respond to the polling questions when asked.
- If you are having technical issues, please use the "Chat" function. One of our meeting hosts will try to provide assistance

3

MEETING AGENDA

- Meeting Purpose
 - Who is the Valley Water Collaborative?
 - Why are we here today?
- Nitrate Conditions
 - What do we know about nitrate conditions?
 - How might these conditions affect you?
- Drinking Water Solutions – Early Action Plan
 - What is the Early Action Plan and what does it include?
 - How can you help with the Early Action Plan?
- Opportunities to Participate
 - What is our schedule?
 - Where can I get more information?

3/5/2021

4

4

WHO IS THE VALLEY WATER COLLABORATIVE?

- **We are a non-profit organization that...**
 - Is establishing Nitrate Management Zones to address nitrate contamination in groundwater that may be used for drinking water
 - Is working with many others in your area to improve nitrate water quality in groundwater into the future
 - Wants to work with you and the local community to ensure safe drinking water is available as soon as possible

- **Mission**

*To maintain and improve the quality of life in the northern San Joaquin Valley by **implementing programs that provide access to safe drinking water for residents,** and by engaging in activities with the goal of **protecting or enhancing the quality of groundwater used as drinking water** for residents in the region*

3/5/2021

5

5

The image shows two overlapping screenshots of the Valley Water Collaborative website. The top screenshot is the homepage, featuring a red header with the organization's name and navigation links (Home, About, Community, Meetings). The main content area has a large title 'Valley Water Collaborative' over a landscape image, followed by a paragraph describing the organization's mission. The bottom screenshot shows a page titled 'Valley Water Collaborative Email Lists' with a red header. It includes a sign-up form with two columns: 'VWC Stakeholder Email List' and 'VWC Community Participant Email List'. Each column has fields for 'Name' and 'Email Address', and a red button labeled 'Join Stakeholder List' or 'Join Community Participant List'.

Valley Water Collaborative Website
www.valleywaterc.org

Valley Water Collaborative (VWC) is a non-profit organization set up to organize and operate local Management Zones, an option in the Nitrate Control Program (NCP) adopted in 2019 by the State Water Resources Control Board. The NCP regulates agriculture, dairies, publicly owned wastewater treatment facilities and businesses including food processors, wineries and others.

Valley Water Collaborative Email Lists

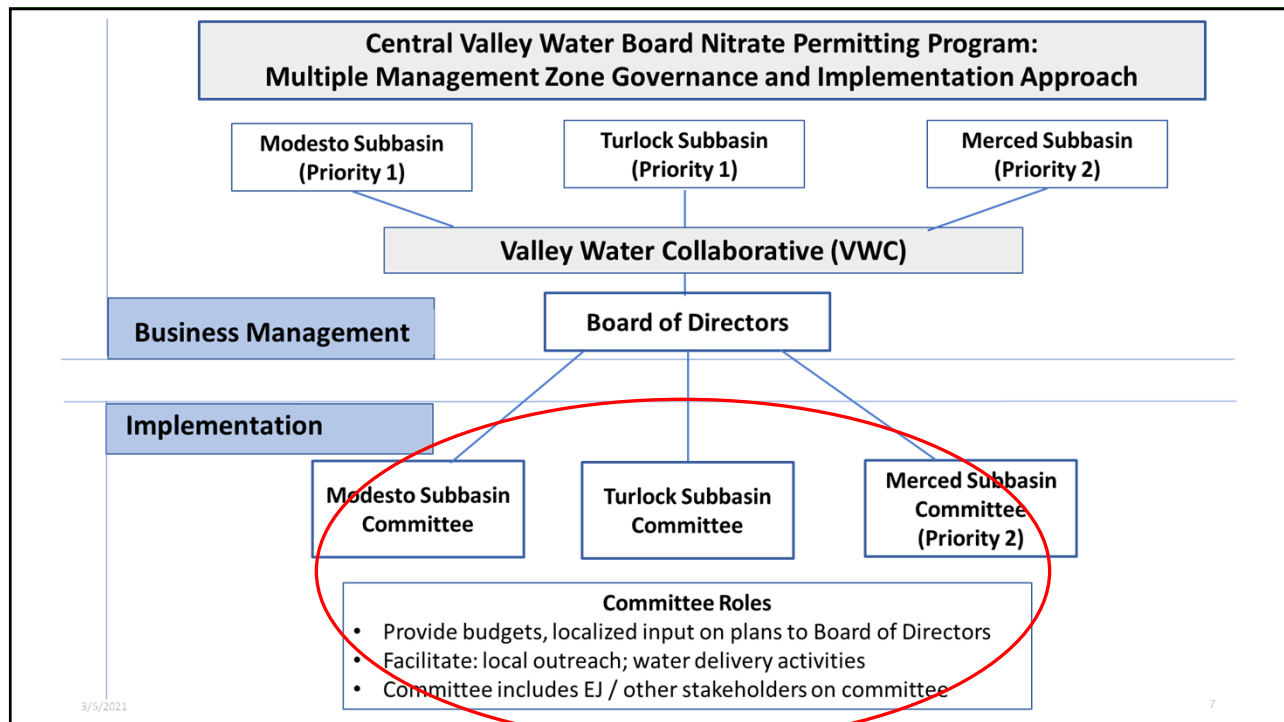
Receive Valley Water Collaborative updates, news and meeting/event announcements by joining our email list. If you are an interested party sign up for either our **stakeholder** or **community participant** list.

VWC Stakeholder Email List

VWC Community Participant Email List

3/5/2021

6



7

WHY ARE WE HERE TODAY?


- **Update you on the Modesto and Turlock Nitrate Management Zones being established to address the impact of nitrate on local drinking water**
 - Many small communities and rural residents rely on groundwater for drinking water
 - It may not be possible to safely use this groundwater for drinking water when nitrate levels are high
 - We want to work with you to develop short and long-term solutions to nitrate concerns in these Management Zones
- This is our second meeting – Go to www.valleywaterc.org to view previous information shared at our November meetings.





3/5/2021

8

8







NITRATE CONDITIONS


- What do we know about nitrate conditions?
- How might these conditions affect you?

3/5/2021
9

9

WHAT DO WE KNOW ABOUT NITRATE CONDITIONS?

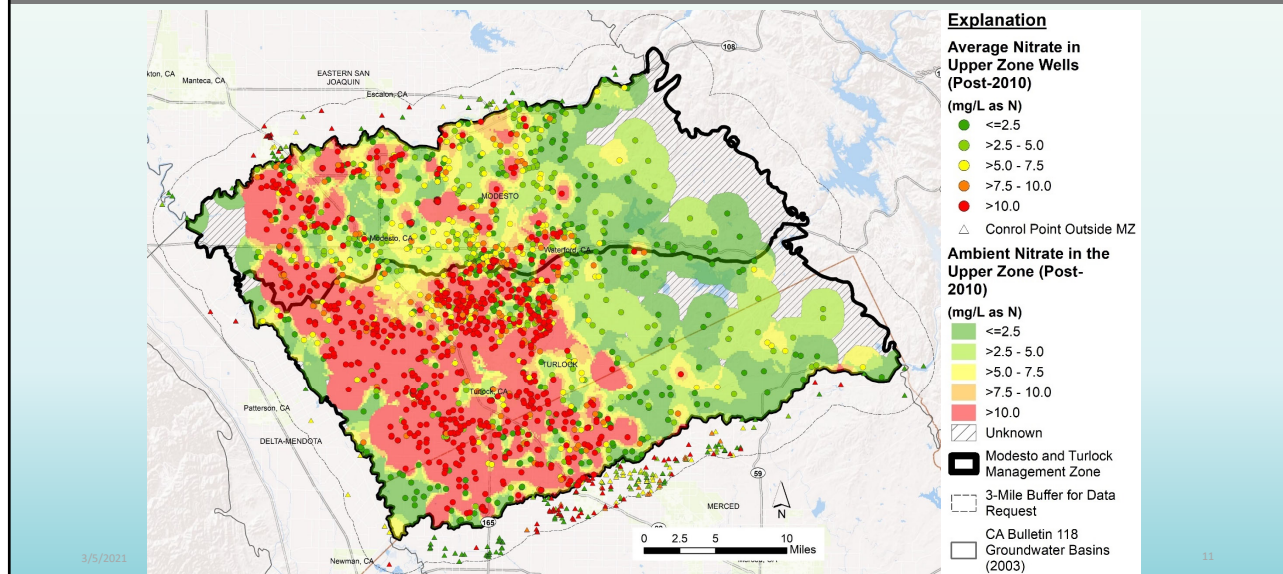
- Research:
 - Collect groundwater nitrate data from public and county databases
 - Put nitrate data into categories by well depth
 - Look at recent data (collected since 2010)
- Estimate nitrate levels in groundwater between known data points:
 - Make a map of current nitrate conditions in the Upper Zone (where your domestic well most likely draws its water)



3/5/2021
10

10

WHAT DO WE KNOW ABOUT NITRATE CONDITIONS?



11

HOW MIGHT THESE CONDITIONS AFFECT YOU?

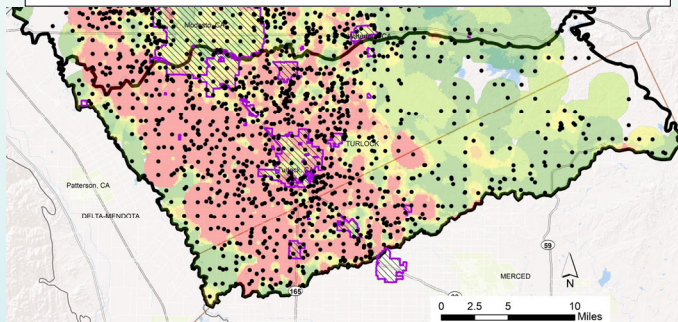


- Where do you get your drinking water from?
 - Private Domestic Wells (likely untreated)
 - Public Water System (hopefully treated and/or safe to drink)
- What are we doing to help find out if your drinking water comes from an area with elevated nitrate?
 - Identify Domestic Wells in potentially elevated nitrate areas
 - Estimate population of residents in potentially elevated areas

12

HOW MIGHT THESE CONDITIONS AFFECT YOU?

Drinking water sources: TURLOCK MANAGEMENT ZONE



- We estimate that up to 48,000 people (about 24% of the population) obtain drinking water from domestic wells impacted by elevated nitrate (orange and red areas combined)

- About two-thirds or 63% of all domestic wells in this Management Zone are located outside of a Public Water System and may have elevated nitrate conditions:

- **Orange Areas** = “elevated nitrate conditions” (nitrate concentration is between 7.5 and 10.0 mg/L); we estimate about 450 domestic wells are in these areas
- **Red Areas** = “unsafe nitrate conditions” (nitrate concentration is greater than 10.0 mg/L); we estimate about 1,700 domestic wells are in these areas

3/5/2021

15

15

POLL QUESTIONS



This Photo by Unknown Author is licensed under CC BY-SA-NC

Please respond to the pop-up poll on your screen

Note: Poll questions will first be presented in English and then again in Spanish

We will share the results after each English or Spanish poll closes




3/5/2021


16

16



17



DRINKING WATER SOLUTIONS: EARLY ACTION PLAN

- What is the Early Action Plan and what does it include?
- How can you help with the Early Action Plan?

3/5/2021
18

18

WHAT IS THE EARLY ACTION PLAN?

- Management Zones are required to develop and implement short- and long-term solutions to ensure residents in the area have access to safe drinking water
- Early Action Plan identifies:
 - Short-term solutions
 - How and when the Management Zones will provide options to receive safe water, if your home depends on a well with unsafe levels of nitrate



3/5/2021

19

19

WHAT GOES INTO THE EARLY ACTION PLAN



3/5/2021

20

20

WHAT GOES INTO THE EARLY ACTION PLAN



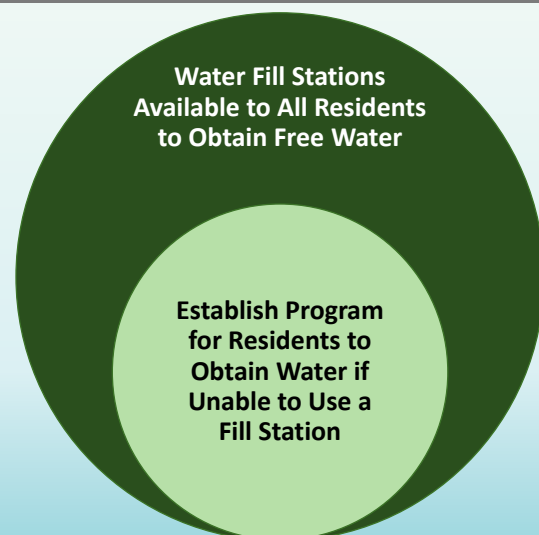
3/5/2021

21

21

WATER REPLACEMENT PROGRAM CONCEPT

- Considering implementing a two-tiered program
 - Drive-up water fill stations conveniently located in the Management Zones
 - Alternative water program for residents that require another solution



3/5/2021

22

22

WATER FILL STATIONS

- Vending machine or kiosk that dispenses drinking water
- Source of water to the station is a municipal water supply that provides safe drinking water
- Water is provided at no cost to the user
- Station allows use of water containers up to 5-gallons in size
- User may bring as many empty containers to fill as needed



Source: Kings River Water Quality Coalition

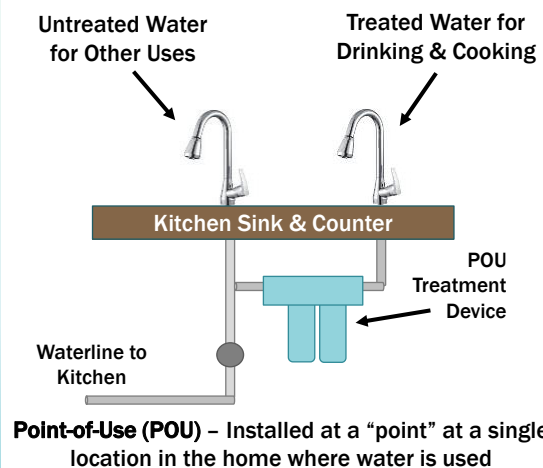
3/5/2021

23

23

WHAT ARE OTHER SAFE DRINKING WATER OPTIONS?

- Two common examples of programs to provide safe drinking water to residents that are not able to use a fill station:
 - Bottled water delivery to residence
 - Point-of-Use (POU) - Treats water at specific location in the home prior to use, e.g., kitchen faucet
- Programs are managed by Management Zones, but resident will work with a vendor to receive services.



3/5/2021

24

24

POLL QUESTIONS



Please respond to the pop-up poll on your screen

Note: Poll questions will first be presented in English and then again in Spanish

We will share the results after each English or Spanish poll closes

3/5/2021

25

25

CAN I HAVE MY WELL WATER TESTED FOR NITRATE?

- Beginning in about Fall 2021, the Management Zones will begin implementing other replacement water options, e.g.,
 - Residents may request to receive safe drinking water by delivery of bottled water or having a POU treatment system installed in their home.
- Implementation of these options may require showing that your well is impacted by high nitrate:
 - If you do not know how much nitrate is in your drinking water, then the Management Zones will sample the well for nitrate at no cost to you;
 - Nitrate test results will be shared with you.



3/5/2021

26

26

EARLY ACTION PLAN: HOW CAN YOU HELP?

- Register at the Valley Water Collaborative website to receive all program notifications:
www.valleywaterc.org
- Provide Input to the Management Zones
 - Continue to participate in meetings – Next meeting in February
 - Review and comment on the draft Early Action Plan – February
- Tell your neighbors about the project – encourage them to register
- Continue to participate when the Early Action Plan begins to be implemented (May 2021)



3/5/2021

27

27

POLL QUESTIONS



This Photo by Unknown Author is licensed under CC BY-SA-NC

Please respond to the pop-up poll on your screen

Note: Poll questions will first be presented in English and then again in Spanish

We will share the results after each English or Spanish poll closes

3/5/2021

28

28





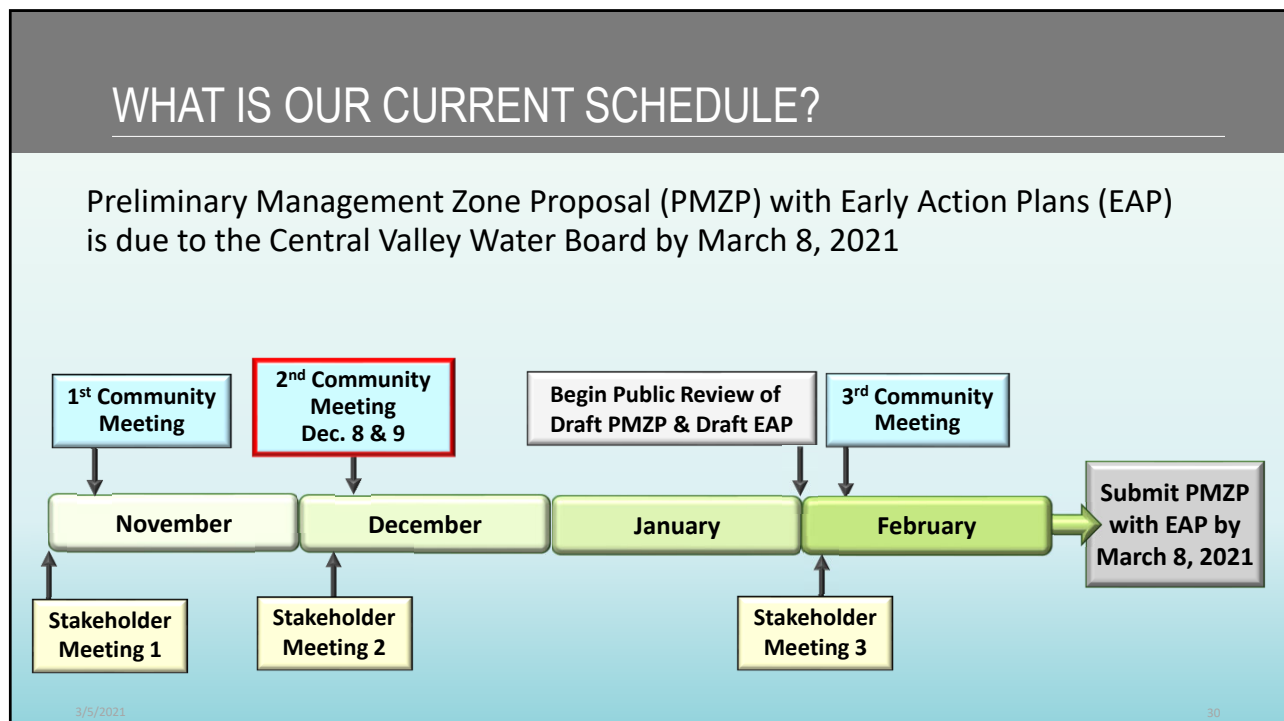


OPPORTUNITIES TO PARTICIPATE

- What is our schedule?
- Where can I get more information?

3/5/2021
29

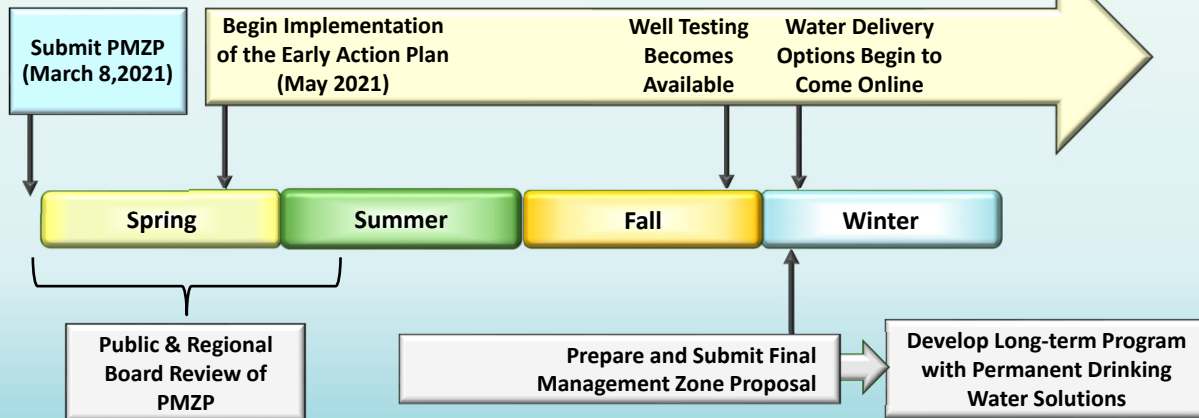
29



30

WHAT IS OUR SCHEDULE?

Estimated 2021 schedule for the Modesto-Turlock Management Zones



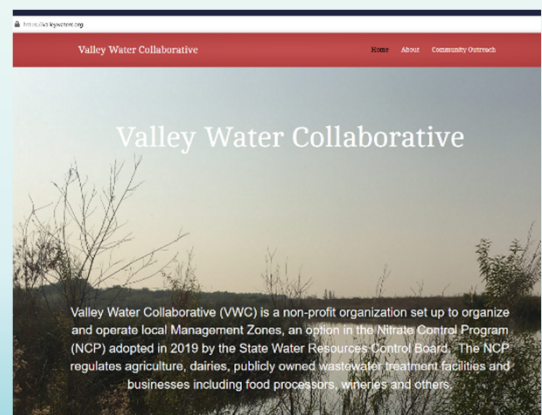
3/5/2021

31

31

WHERE CAN I GET MORE INFORMATION?

- Valley Water Collaborative: www.valleywaterc.org
 - Q&A on nitrate and drinking water
 - Past meeting presentations
 - Information about Management Zone activities
 - Nitrate Control Program details
 - Sign up for program updates
- Contact Parry Klassen
 - klassenparry@gmail.com
- Next Community Outreach Meeting
 - February 2020 (announcement will be sent out)



3/5/2021

32

32



Questions

Valley Water Collaborative: www.valleywaterc.org
Contact Parry Klassen: klassenparry@gmail.com

- If you have a question, click on the “Q&A” icon and type your question for our team to read and address




Modesto-Turlock Management Zone Community Outreach Meeting

February 9-10, 2020

Parry Klassen
Executive Director
Valley Water Collaborative



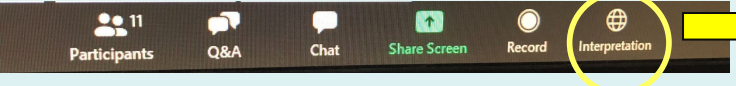

3/5/2021

1

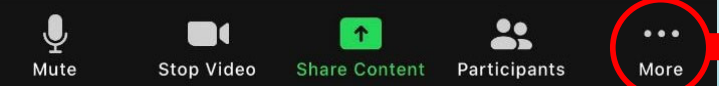
SPANISH INTERPRETATION/INTERPRETACIÓN EN ESPAÑOL

To listen to the presentation in Spanish, click on the globe icon and select Spanish

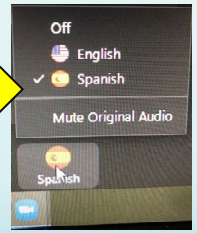
On the computer/En la computadora:



Or on the phone/En el telefono:



Para escuchar la presentación en español, haga clic en el icono que parece un mundo y seleccione Español



Language Interpretation → **Spanish**

2

GUIDELINES FOR TODAY'S ZOOM MEETING

- Check the meeting participant list – if you are shown by a phone number, please rename yourself, or send an email to Lholland@geiconsultants.com to let us know you participated in the meeting
- As an attendee in this webinar, you are automatically muted
- If you have a question at any time, click on the Q&A icon and type your question for our team to read and address during a question and answer period
 - Note: We will not be using the “Raise Hand” function during this meeting
- If you are having technical issues, please use the “Chat” function. One of our meeting hosts will try to provide assistance

3





INTRODUCTION

3/5/2021

4

4

MEETING TOPICS

- **Introduction**
 - Valley Water Collaborative
 - Purpose of Today's Meeting
- **Nitrate Control Program**
 - What is a Management Zone and How May I Participate?
- **Likely Nitrate Impacted Areas**
 - What Areas Are Most Likely Impacted in the Management Zones?
- **Drinking Water Solutions**
 - What Early Actions are Being Proposed?
 - How do I Connect with the Management Zones?
- **Wrap-up**



3/5/2021

5

5

WHO IS THE VALLEY WATER COLLABORATIVE?

- **We are a non-profit organization that...**
 - Is establishing a Nitrate Management Zone to address nitrate contamination in groundwater that may be used for drinking water
 - Is working with many others in your area to improve nitrate water quality in groundwater into the future
 - Wants to work with you and the local community to ensure safe drinking water is available as soon as possible

- **Mission**

*To maintain and improve the quality of life in the northern San Joaquin Valley by **implementing programs that provide access to safe drinking water for residents**, and by engaging in activities with the goal of **protecting or enhancing the quality of groundwater used as drinking water** for residents in the region*

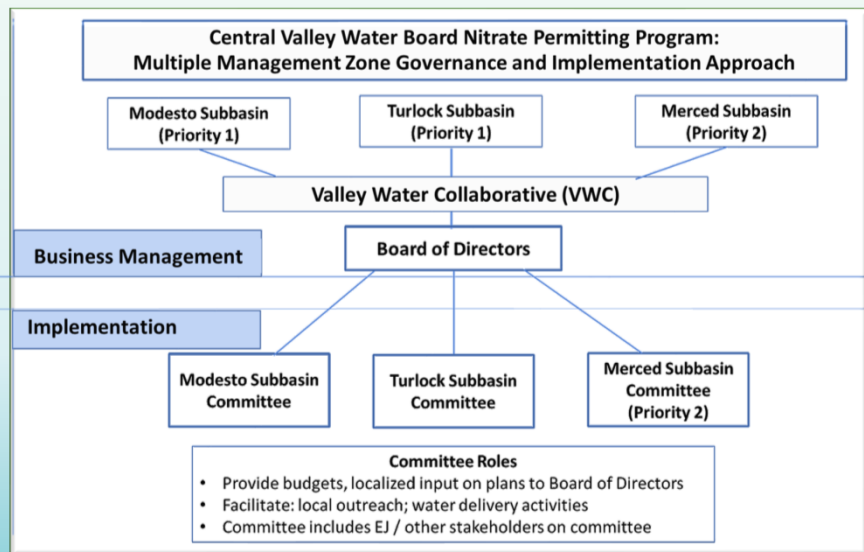
3/5/2021

6

6

WHO IS THE VALLEY WATER COLLABORATIVE?

- VWC is organized so that it can tailor its services where needed to the Modesto or Turlock Management Zone



7

Valley Water Collaborative Website
www.valleywaterc.org

Valley Water Collaborative Email Lists

Receive Valley Water Collaborative updates, news and meeting/event announcements by joining our email list. If you are an interested party sign up for either our **stakeholder** or **community participant** list.

VWC Stakeholder Email List

Name

Email Address

VWC Community Participant Email List

Name

Email Address

8

PURPOSE OF TODAY'S MEETING

- **Update you on the Status of the Establishment of the Modesto and Turlock Nitrate Management Zones to:**
 - Address areas with unsafe nitrate levels
 - Work with you to develop short and long-term solutions to provide safe drinking water
 - Inform you of the opportunity to review and comment on the draft Management Zone documents:
 - *Preliminary Management Zone Proposal*
 - *Early Action Plan*
- This is our third meeting with the community:
 - Go to www.valleywaterc.org/meetings/ to view previous information shared at our November and December 2020 meetings



3/5/2021

9

9



NITRATE CONTROL PROGRAM

- Why Does Nitrate Matter?
- What is a Management Zone and What Does it Do?
- How Can I Participate?



3/5/2021

10

10

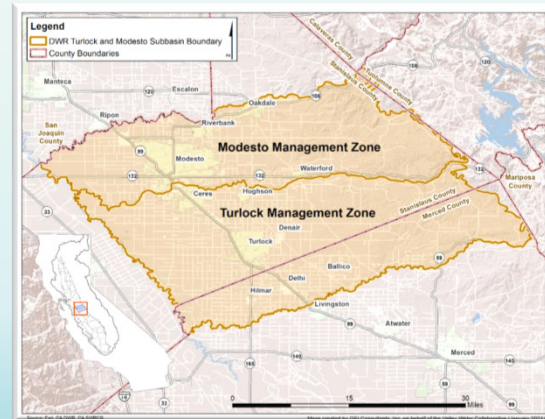
WHAT IS THE NITRATE CONTROL PROGRAM?

- New Regulation to address nitrate concerns in our area groundwater

- Program has 3 goals:

- Provide drinking water with safe levels of nitrate
- Reduce nitrate impacts to water supplies
- Restore groundwater quality, where reasonable, feasible and practicable

- To implement this Program the Valley Water Collaborative proposes to establish two nitrate **Management Zones** in this area




- More information about the Nitrate Control Program: www.cvsalinity.org/nitrate-control-program.html

11

WHAT AND WHO IS THE MANAGEMENT ZONE?

- **A Management Zone is led by dischargers in your area that have decided to work together to meet the goals of the Nitrate Control Program:**
 - Including making sure that residents have safe drinking water unimpacted by nitrate
- Dischargers include many of the employers in this area:
 - Local growers, dairies, poultry farms, wineries, food processors, city wastewater treatment plants and others
- Management Zone wants to work with you to develop local solutions to nitrate concerns



3/5/2021

12

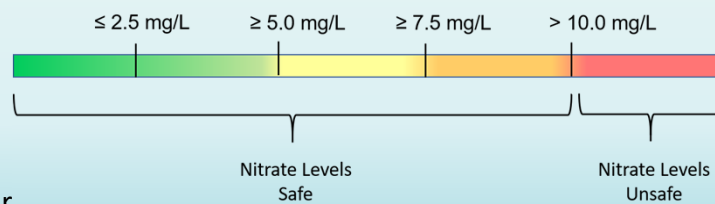
WHY SHOULD NITRATE MATTER TO ME?

- California Human Right to Water Policy:

“Every human being has the right to safe, clean, affordable, and accessible water adequate for human consumption, cooking, and sanitary purposes.” (AB685)

- Characteristics of Nitrate

- Tasteless and odorless
- You cannot boil it out of your water
- At high levels it reduces your blood’s ability to absorb oxygen



13

HOW DO I KNOW IF MY WATER IS SAFE?

- Where does your home get its water from?
 - If a **Public Water System** – Information available from the Drinking Water Watch database:
<https://sdwis.waterboards.ca.gov/PDWW/>
 - If a **Private Domestic Well** – Must have your well tested for nitrate to determine if nitrate levels safe



3/5/2021

14

14

HOW WILL THE MANAGEMENT ZONE HELP AND HOW CAN YOU BE INVOLVED?

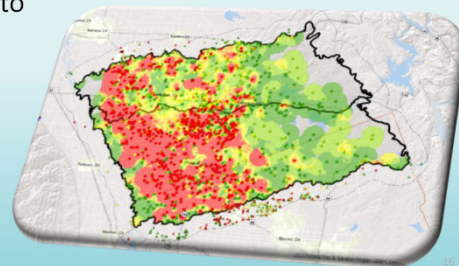
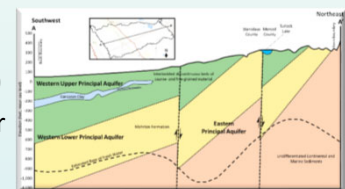
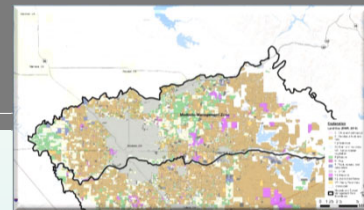
- The Management Zones will work with you to:
 - Determine if your drinking water has safe levels of nitrate
 - Provide alternative water if your well has unsafe levels of nitrate
 - Over the long term, implement permanent drinking water solutions for the area
- You can be involved by:
 - Participating in community meetings
 - Providing your input on drinking water solutions
 - Sign-up at www.valleywaterc.org to stay informed



15

HOW CAN YOU PARTICIPATE NOW?

- Valley Water Collaborative has prepared a **Preliminary Management Zone Proposal (PMZP) for Public Review**
 - Provides basis for establishment of the Management Zone
 - Characterizes the Management Zone (jurisdictions, land use, etc.)
 - Describes what we know about nitrate quality in the groundwater
 - Identifies dischargers supporting the Management Zone
 - Summarizes of the early actions to be implemented to address nitrate impacts to drinking water
- PMZP includes the **Early Action Plan** – This Plan describes how we will work with you to provide safe drinking water if your well is impacted by unsafe levels of nitrate



3/5/2021

16

16

HOW CAN I REVIEW THE DOCUMENTS?

<https://www.valleywaterc.org>

VALLEY WATER COLLABORATIVE
www.valleywaterc.org

Home About Community Meetings **Plan**

Home About Community Meetings More

- Public Draft Modesto & Turlock Management Zones - Preliminary Management Zone Proposal
- Modesto EAP - Main Document
- Modesto EAP - Appendices
- Modesto Executive Summary - English
- Modesto Executive Summary - Spanish
- Turlock EAP - Main Document
- Turlock EAP - Appendices
- Turlock Executive Summary - English
- Turlock Executive Summary - Spanish

Files Available for Download

17

17

AREAS MOST LIKELY IMPACTED BY NITRATE

VALLEY WATER COLLABORATIVE
www.valleywaterc.org

GEI Consultants

Luhdorff & Scalmanini
Consulting Engineers

3/5/2021

18

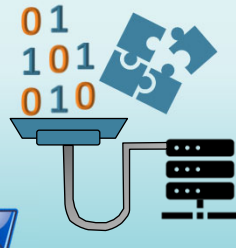
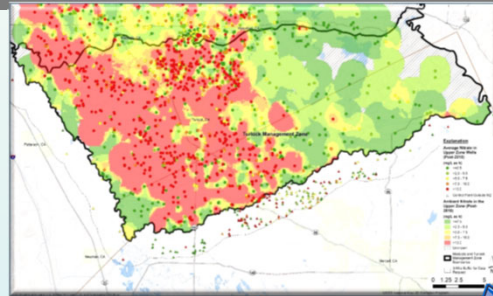
18

HOW DO WE DETERMINE NITRATE CONDITIONS?

- Collect all available groundwater nitrate data
- Public Sources (State and Federal Databases)
- Non-public sources via Data Requests (County Departments, Irrigation and Water Districts, etc.)



WELL ID	DATE	CONCENTRATION (mg/L)	DEPTH (ft)	WELL TYPE
W001	5/1/2011	0.25	10	Domestic
W002	5/1/2011	0.30	15	Domestic
W003	5/1/2011	0.35	20	Domestic
W004	5/1/2011	0.40	25	Domestic
W005	5/1/2011	0.45	30	Domestic
W006	5/1/2011	0.50	35	Domestic
W007	5/1/2011	0.55	40	Domestic
W008	5/1/2011	0.60	45	Domestic
W009	5/1/2011	0.65	50	Domestic
W010	5/1/2011	0.70	55	Domestic
W011	5/1/2011	0.75	60	Domestic
W012	5/1/2011	0.80	65	Domestic
W013	5/1/2011	0.85	70	Domestic
W014	5/1/2011	0.90	75	Domestic
W015	5/1/2011	0.95	80	Domestic
W016	5/1/2011	1.00	85	Domestic
W017	5/1/2011	1.05	90	Domestic
W018	5/1/2011	1.10	95	Domestic
W019	5/1/2011	1.15	100	Domestic
W020	5/1/2011	1.20	105	Domestic
W021	5/1/2011	1.25	110	Domestic
W022	5/1/2011	1.30	115	Domestic
W023	5/1/2011	1.35	120	Domestic
W024	5/1/2011	1.40	125	Domestic
W025	5/1/2011	1.45	130	Domestic
W026	5/1/2011	1.50	135	Domestic
W027	5/1/2011	1.55	140	Domestic
W028	5/1/2011	1.60	145	Domestic
W029	5/1/2011	1.65	150	Domestic
W030	5/1/2011	1.70	155	Domestic
W031	5/1/2011	1.75	160	Domestic
W032	5/1/2011	1.80	165	Domestic
W033	5/1/2011	1.85	170	Domestic
W034	5/1/2011	1.90	175	Domestic
W035	5/1/2011	1.95	180	Domestic
W036	5/1/2011	2.00	185	Domestic
W037	5/1/2011	2.05	190	Domestic
W038	5/1/2011	2.10	195	Domestic
W039	5/1/2011	2.15	200	Domestic
W040	5/1/2011	2.20	205	Domestic
W041	5/1/2011	2.25	210	Domestic
W042	5/1/2011	2.30	215	Domestic
W043	5/1/2011	2.35	220	Domestic
W044	5/1/2011	2.40	225	Domestic
W045	5/1/2011	2.45	230	Domestic
W046	5/1/2011	2.50	235	Domestic
W047	5/1/2011	2.55	240	Domestic
W048	5/1/2011	2.60	245	Domestic
W049	5/1/2011	2.65	250	Domestic
W050	5/1/2011	2.70	255	Domestic
W051	5/1/2011	2.75	260	Domestic
W052	5/1/2011	2.80	265	Domestic
W053	5/1/2011	2.85	270	Domestic
W054	5/1/2011	2.90	275	Domestic
W055	5/1/2011	2.95	280	Domestic
W056	5/1/2011	3.00	285	Domestic
W057	5/1/2011	3.05	290	Domestic
W058	5/1/2011	3.10	295	Domestic
W059	5/1/2011	3.15	300	Domestic
W060	5/1/2011	3.20	305	Domestic
W061	5/1/2011	3.25	310	Domestic
W062	5/1/2011	3.30	315	Domestic
W063	5/1/2011	3.35	320	Domestic
W064	5/1/2011	3.40	325	Domestic
W065	5/1/2011	3.45	330	Domestic
W066	5/1/2011	3.50	335	Domestic
W067	5/1/2011	3.55	340	Domestic
W068	5/1/2011	3.60	345	Domestic
W069	5/1/2011	3.65	350	Domestic
W070	5/1/2011	3.70	355	Domestic
W071	5/1/2011	3.75	360	Domestic
W072	5/1/2011	3.80	365	Domestic
W073	5/1/2011	3.85	370	Domestic
W074	5/1/2011	3.90	375	Domestic
W075	5/1/2011	3.95	380	Domestic
W076	5/1/2011	4.00	385	Domestic
W077	5/1/2011	4.05	390	Domestic
W078	5/1/2011	4.10	395	Domestic
W079	5/1/2011	4.15	400	Domestic
W080	5/1/2011	4.20	405	Domestic
W081	5/1/2011	4.25	410	Domestic
W082	5/1/2011	4.30	415	Domestic
W083	5/1/2011	4.35	420	Domestic
W084	5/1/2011	4.40	425	Domestic
W085	5/1/2011	4.45	430	Domestic
W086	5/1/2011	4.50	435	Domestic
W087	5/1/2011	4.55	440	Domestic
W088	5/1/2011	4.60	445	Domestic
W089	5/1/2011	4.65	450	Domestic
W090	5/1/2011	4.70	455	Domestic
W091	5/1/2011	4.75	460	Domestic
W092	5/1/2011	4.80	465	Domestic
W093	5/1/2011	4.85	470	Domestic
W094	5/1/2011	4.90	475	Domestic
W095	5/1/2011	4.95	480	Domestic
W096	5/1/2011	5.00	485	Domestic
W097	5/1/2011	5.05	490	Domestic
W098	5/1/2011	5.10	495	Domestic
W099	5/1/2011	5.15	500	Domestic
W100	5/1/2011	5.20	505	Domestic



19

HOW DO WE DETERMINE NITRATE CONDITIONS?

- The Nitrate Control Program is focused on the "Upper Zone" of the groundwater
Upper Zone = Portion of the groundwater basin or Management Zone from which most private domestic wells draw their water
- How do we associate groundwater nitrate data with the correct depth zone?

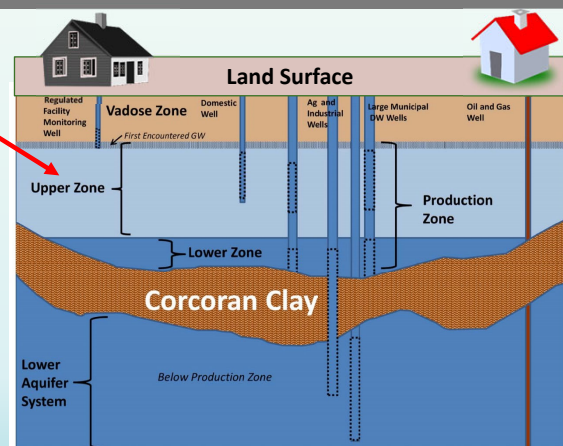
Highest Weight to
Domestic Well Depth



Well Type?

Well Depth?

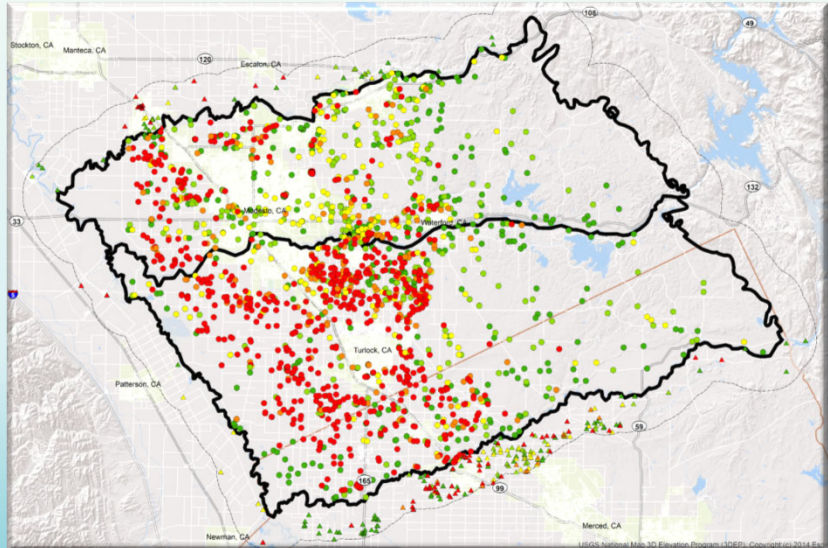
Groundwater
Depth Zone



20

HOW DO WE DETERMINE NITRATE CONDITIONS?

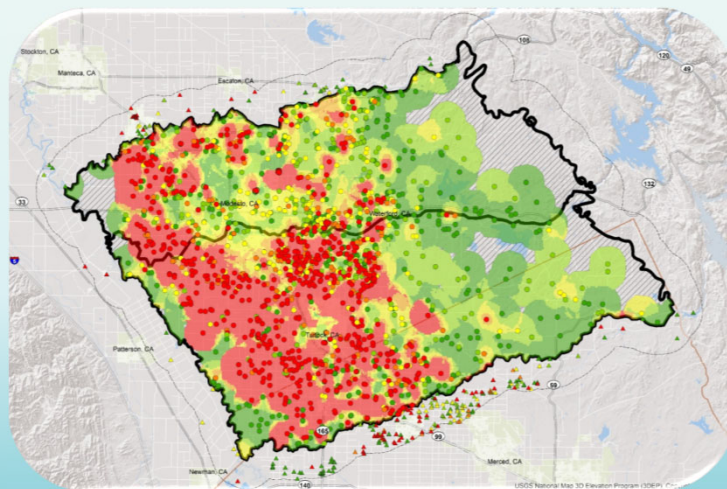
- How do we use the Upper Zone nitrate data to determine conditions?
 - Average Post-2010 nitrate concentration in groundwater
 - Spatial Interpolation: “use what we know to figure out what we don’t know”



21

WHERE DOES HIGH NITRATE OCCUR IN THE MODESTO & TURLOCK MANAGEMENT ZONES

- Ambient Nitrate Conditions in the Upper Zone (Post-2010)



Explanation

Average Nitrate in Upper Zone Wells (Post-2010)

(mg/L as N)

- ≤2.5
- >2.5 - 5.0
- >5.0 - 7.5
- >7.5 - 10.0
- >10.0

△ Control Point Outside MZ

Ambient Nitrate in the Upper Zone (Post-2010)

(mg/L as N)

- ≤2.5
- >2.5 - 5.0
- >5.0 - 7.5
- >7.5 - 10.0
- >10.0

Unknown

Modesto and Turlock Management Zone Boundaries

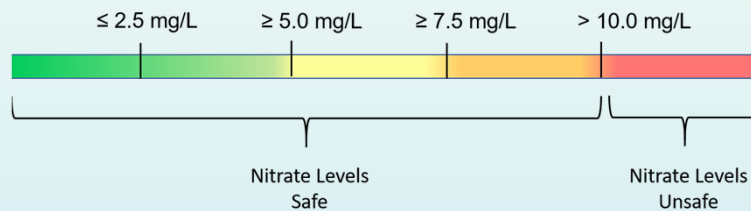
3-Mile Buffer for Data Request



22

WHERE AM I IN THESE MANAGEMENT ZONES?

- Interactive map (<https://arcg.is/0GeiT5>)
- Remember: > 10 mg/L as nitrogen (red area) means that the water is potentially unsafe to drink.



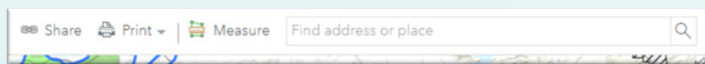
- Zoom in, out, and around the map, or type your address into the map and see what the estimated nitrate levels are in the Upper Zone where you live.
- Type your address in the chat for a live demonstration.

Disclaimer: This map is not a substitute for having your well tested to ensure your water is safe to drink

23

WHERE AM I IN THE MANAGEMENT ZONE?

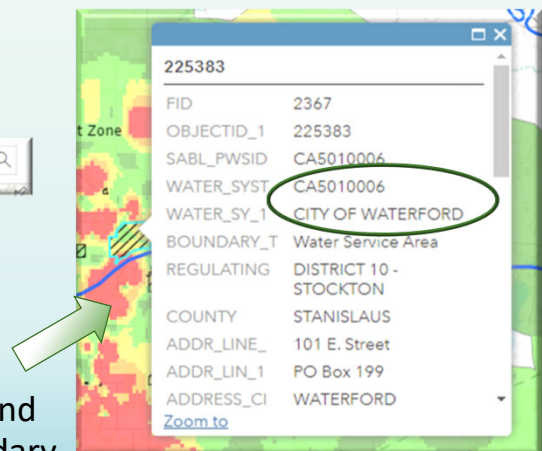
- LIVE DEMO OF INTERACTIVE MAP
- Type address or town in search bar:



- Zoom in or out:



- Click on hatched Public Water System to find out what CA Drinking Water System Boundary it is:



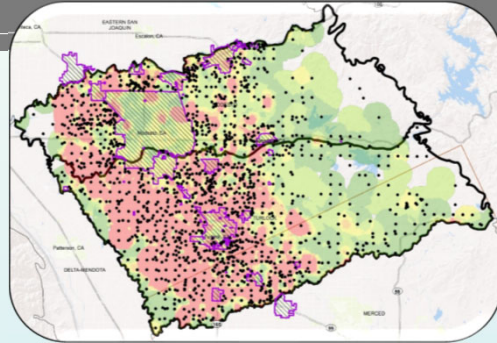
<https://arcg.is/0GeiT5>

24

HOW MANY PRIVATE WELLS AND PEOPLE MIGHT BE AFFECTED?

- Domestic Wells (locations based on DWR Well Completion Reports)
- Population (based on 2010 Census Block GIS)

Domestic Wells & Population Outside Known Public Water System Boundaries in Each Management Zone



Estimated Nitrate Level	Total Domestic Wells Outside a Public Water System		Estimated Population Outside a Public Water System		Total for Valley Water Collaborative	
	Modesto	Turlock	Modesto	Turlock	Domestic Wells	Population
> 10 mg/L as N	353	1,700	4,546	37,441	2,053	41,987

25



DRINKING WATER SOLUTIONS

- Early Action Plan



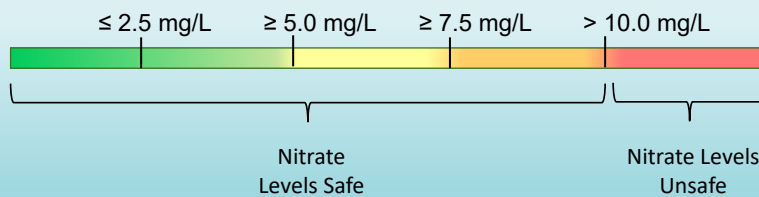
3/5/2021

26

26

WHAT IS THE EARLY ACTION PLAN?

- **Purpose:** A plan to provide access to safe drinking water for those dependent on groundwater from wells that exceed nitrate safe drinking water standard
- Early actions to provide short-term, temporary solutions while long-term, permanent solutions are developed



3/5/2021

Modesto Management Zone Early Action Plan (PUBLIC DRAFT)

Attachment E-1: Modesto and Turlock Preliminary Management Zone Proposal

Prepared for:
Valley Water CollaborativePrepared by:
GEI Consultants, Inc.
Luhdorff & Scamman Consulting Engineers


January 31, 2021



27

WHAT OPTIONS WILL BE AVAILABLE TO OBTAIN SAFE DRINKING WATER?

- Two household options tailored to each resident's specific needs
- Alternative community-wide option may become available, **if sufficient community interest**

Home Bottled
Water DeliveryInstall Point-
of-Use
Treatment
System in Your
HomeAlternative –
Establish Local
Water Fill
Stations to Fill
Water Bottles

28

HOW CAN I RECEIVE BOTTLED WATER OR HAVE A POINT-OF-USE TREATMENT SYSTEM INSTALLED?

- Resident coordinates with the Management Zone to determine the best water replacement option
- Services may be provided at no cost to you, if you can answer "Yes" to these three statements

My home is located in the Modesto or Turlock Management Zone



I am willing to sign an agreement with the Management Zone's service provider



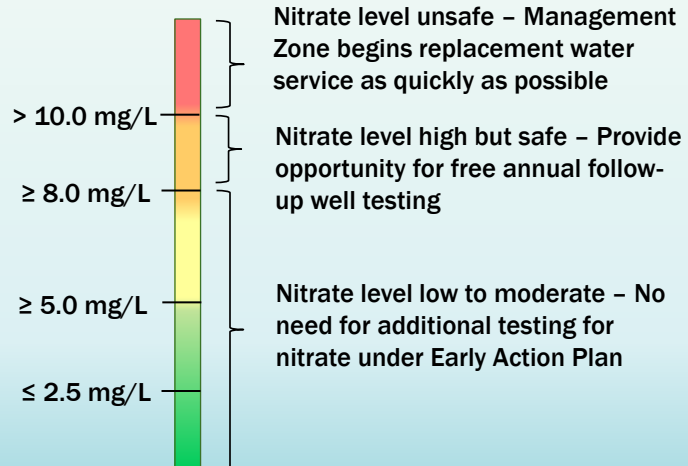
My well has unsafe nitrate levels (> 10 mg/L as nitrogen)



29

HOW DO I KNOW WHAT THE NITRATE LEVEL IS IN THE WELL AT MY HOME?

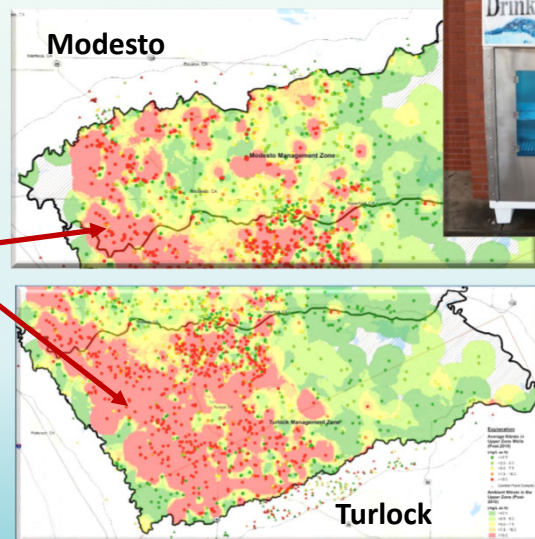
- Representative from the Management Zone will come to your home to test your well water for nitrate at no cost to you
- Test results provided to resident/homeowner; next steps depend on the result
- For contaminants other than nitrate, Management Zone will be looking for opportunities to coordinate with other organizations to provide testing



30

WHAT IS A POTENTIAL ALTERNATIVE TO BOTTLED WATER OR POINT-OF USE TREATMENT?

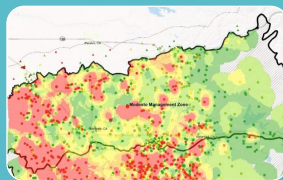
- **Water Fill Stations**
 - Provides a trusted source of safe and free drinking water available to the entire community
 - Need for, number of and potential locations for stations determined with community input
 - If developed, we would target areas where nitrate likely > 10 mg/L-Nitrogen



31

HOW CAN RESIDENTS AND THE MANAGEMENT ZONES GET CONNECTED?

- Early Action Plan Implementation begins by May 7, 2021
- Multiple ways to get connected



Targeted Outreach to Residents – Focus is on Areas Suspected to Have Unsafe Nitrate Levels

Regular Community-wide Meetings with All Residents

You May Contact Us (VWC) At Any Time to Have Your Well Tested for Nitrate

32







WRAP-UP

- Opportunity to Comment
- What Happens Next?
- For More Information...

3/5/2021
33

33

OPPORTUNITY TO COMMENT

- **How to Comment**
 - Email: eapcomments@valleywaterc.org;
 - Call: Parry Klassen at 559-288-8125
 - Online Feedback Form for Early Action Plan to provide anonymous feedback. <https://forms.gle/2Du7JoG1xnxzHbkS9>

Comments due by February 22, 2021, close of business

3/5/2021
34

34

WHAT HAPPENS NEXT?

- **Critical Upcoming Dates/Activities**

- Second Community Outreach meeting: February 10 (6-7 pm)
- Early Action Plan and Preliminary Management Zone Proposal due to Central Valley Water Board — March 8, 2021
- Central Valley Water Board will provide additional opportunity to review and comment
- Implementation begins by May 7, 2021
 - Unless the Board indicates the Early Action Plan is incomplete ...

3/5/2021

35

35

FOR MORE INFORMATION...

- Nitrate Control Program
 - <https://www.cvsalinity.org/nitrate-control-program>
- Valley Water Collaborative
 - www.valleywaterc.org
- Contact Parry Klassen
 - klassenparry@gmail.com
- Go to website www.valleywaterc.org for:
 - Sign-up to receive program updates and notifications
 - Past, present and future presentations about the Management Zones



3/5/2021

36

36



37

D-2. Public Meeting Notices (Flyers)

From: Valley Water Collaborative <contact@valleywaterc.org>
Sent: Saturday, October 31, 2020 5:54 PM
To:
Subject: [EXT] Zoom address for Community Outreach Meetings: Addressing Nitrate in Drinking Water Nov 4 and 5
Attachments: Nitrate and Drinking Water Community program QandA.pdf

Reminder for Community Outreach Meeting (see original email below) and additional background information (see attached)

What: Valley Water Collaborative Meeting

When: Wednesday, November 4, 3-4 pm; Thursday, November 5, 6-7 pm

Zoom address for Wednesday, November 4.

<https://zoom.us/j/92965949599?pwd=YUxoSGZsalcvMnA3TGpNNXptWmtVUT09>

Meeting ID: 929 6594 9599

Passcode: 689042

-

By phone

669 900 9128

Meeting ID: 929 6594 9599

Passcode: 689042

Zoom address for Thursday, November 5

<https://zoom.us/j/94267041092?pwd=RTFRVTIRVnhua0xod3VNd2lINEdiUT09>

Meeting ID: 942 6704 1092

Passcode: 497221

By phone

669 900 9128

Meeting ID: 942 6704 1092

Passcode: 497221

From: Valley Water Collaborative <contact@valleywaterc.org>

Sent: Wednesday, October 28, 2020 10:24 PM

Subject: Community Outreach Meetings: Addressing Nitrate in Drinking Water Nov 4 and 5

Community Input Sought for Plan to Address Nitrate in Domestic Drinking Water Wells

November 4, 5 Community Outreach Meetings

Input on a new drinking water plan is being sought from Stanislaus and Merced County residences who rely on domestic wells or small water systems as their source of drinking water. Nitrate in the underlying Modesto and Turlock groundwater basins is often found above drinking water standards.

The Central Valley Regional Water Quality Control Board (Regional Board) is requiring that cities and industries that discharge nitrate develop a plan to identify residents in the two basins impacted by high nitrate in their wells. The plan must also outline strategies to provide access to safe drinking water for affected residents, such as bottled-water delivery or neighborhood bottle-filling stations.

To get your input on the drinking water plan, multiple community outreach workshops will be scheduled in the months before the plan deadline of March 2021. The first two virtual Zoom workshops:

- **November 4, 3:00-4:00**
- **November 5, 6:00-7:00**

Spanish translation is available. Contact VWC at least two days before the meeting if there is interest in this option.

The meetings are hosted by the Valley Water Collaborative (VWC), a non-profit organization set up to organize and operate local Management Zones, an option in the Regional Board's new Nitrate Control Program (NCP). This valley-wide regulation was adopted by the Regional Board in 2018 and approved by the State Water Resources Control Board in 2019. The NCP regulates agriculture, dairies, publicly owned wastewater treatment facilities and businesses including food processors, wineries and others.

The NCP requires that VWC develop and submit an "Early Action Plan". VWC has hired GEI Consultants and Luhdorff & Scalmanini Consulting Engineers to assist in preparing the plan. VWC will be seeking input from both stakeholders and local communities as the plan is being developed. Local outreach will continue after the plan is approved to ensure program awareness among impacted communities.

For more information or to be added the VWC contact list, please visit the website www.valleywaterc.org or contact Parry Klassen at klassenparry@gmail.com. The mission of the VWC is to maintain and improve the quality of life in the northern San Joaquin Valley by implementing programs that provide access to safe drinking water for residents, and by engaging in activities with the goal of protecting or enhancing the quality of groundwater drinking water supplies for residents in the region.

Parry Klassen

Executive Director

Valley Water Collaborative

klassenparry@gmail.com

559-288-8125

Valley Water Collaborative

1201 L Street
Modesto, CA 95354

FOR IMMEDIATE RELEASE

October 8, 2020

Valley Water Collaborative Formed to Address Nitrates in Drinking Water

Modesto, CA – New water regulations focusing on ensuring safe drinking water for all Central Valley residents while protecting the economic viability of agriculture and other business have prompted the formation of a new organization encompassing the Modesto and Turlock groundwater basins.

Valley Water Collaborative (VWC) is a non-profit organization set up to organize and operate local Management Zones, an option in the Nitrate Control Program (NCP) adopted in 2019 by the State Water Resources Control Board. The NCP regulates agriculture, dairies, publicly owned wastewater treatment facilities and businesses including food processors, wineries and others.

The new organization will combine the resources and expertise of its member organizations to ensure that all residents in the Modesto and Turlock basins whose wells are impacted by nitrate have access to safe drinking water.

VWC's 12-member board of directors represents agriculture, including dairies and poultry facilities, cities, wineries and food processors.

The NCP requires that local Management Zones submit an "Early Action Plan" by March 2021. VWC has already hired a highly qualified team of consultants to begin the work. Among other elements, the plan must identify residents in the two basins whose drinking water has nitrate above the drinking water standard. The plan must outline strategies to provide access to safe drinking water for affected residents, such as bottled-water delivery or neighborhood bottle-filling stations.

"This is an enormous effort we are undertaking," said Alan Reynolds, VWC chairman. "The board and the industries and municipalities it represents are committed to collaboration to ensure access to safe drinking water for impacted communities, and that the new regulatory requirements are met as cost effectively as possible."

Funding VWC programs comes from water quality permit holders. Reynolds says he expects the organization will eventually seek grants to supplement its efforts.

VWC is already ramping up activities as it works to complete and submit its Early Action Plan to the Regional Water Board by March 8, 2021. Initial public workshops will be scheduled beginning in October to seek input from local communities and other stakeholders as the plan is being developed. Local outreach will continue after the plan is approved to ensure program awareness among impacted communities.

The VWC Board of Directors are: Alan Reynolds, Chair (Gallo Vineyards/ East San Joaquin Water Quality Coalition); David Brush, Secretary (Grower/Mid-Valley Agricultural Services/East San Joaquin Water Quality Coalition); Ray Prock, Treasurer (Ray-Lin Dairy); David Belt (California Poultry Federation); Jeremy Damas (City of Ceres); Justin Gioletti (Robert Gioletti and Sons Dairy); Paul Huckaba (Bronco Wine Company); Ben Koehler (City of Modesto); Art Riddick (Darling Ingredients); Tom Roduner (Grower/East San Joaquin Water Quality Coalition); Antonio Tovar (Salida Sanitary District); Michael Wood (Hilmar Cheese Company).

The mission of Valley Water Collaborative is to maintain and improve the quality of life in the northern San Joaquin Valley by implementing programs that provide access to safe drinking water for residents, and by engaging in activities with the goal of protecting or enhancing the quality of groundwater drinking water supplies for residents in the region. For more information, visit the VWC website at www.valleywaterc.org or contact Parry Klassen, VWC Executive Director at 559-288-8125

Organization Overview
Valley Water Collaborative
October 2020

Mission

The mission of Valley Water Collaborative is to maintain and improve the quality of life in the northern San Joaquin Valley by implementing programs that provide access to safe drinking water for residents, and by engaging in activities with the goal of protecting or enhancing the quality of groundwater used as drinking water for residents in the region.

Organization Structure

- Established July 7, 2020
- A non-profit, public benefit California corporation.
- The corporation's activities and affairs are managed, and all corporate powers are exercised, by or under the direction of the VWC Board of Directors.
- Based in Modesto, CA.

Board of Directors, Staff and Consultants

Board Officers

Alan Reynolds, Chair (Gallo Vineyards/ East San Joaquin Water Quality Coalition)
David Brush, Secretary (Grower/Mid-Valley Agricultural Services/East San Joaquin Water Quality Coalition)
Ray Prock, Treasurer (Ray-Lin Dairy)

Board Members

David Belt (California Poultry Federation)
Jeremy Damas (City of Ceres)
Justin Gioletti (Robert Gioletti and Sons Dairy)
Paul Huckaba (Bronco Wine Company)
Ben Koehler (City of Modesto)
Art Riddick (Darling Ingredients)
Tom Roduner (Grower/East San Joaquin Water Quality Coalition)
Antonio Tovar (Salida Sanitary District)
Michael Wood (Hilmar Cheese Company)

Staff

Parry Klassen, Executive Director
Courtney Jallo, Program Manager
Maureen Thompson, Program Manager

Consultants

Richard Meyerhoff, GEI Consultants Inc.
Vicki Kretsinger, Luhdorff and Scalmanini Consulting Engineers, Inc.

Affiliated Organizations

California League of Food Producers
California Poultry Federation
Central Valley Dairy Representative Monitoring Program
Central Valley Salinity Coalition
East San Joaquin Water Quality Coalition
Pacific Egg and Poultry Association

Attention: Residences Who Rely on Domestic Wells/Small Water Systems for Drinking Water

If You Live in Stanislaus or Merced Counties ...

A Local Problem

Nitrate is found in many drinking water wells that pump from the Modesto and Turlock groundwater aquifers. Nitrate levels exceed drinking water standards in many of these wells.

Frequently Asked Questions

Where Does Your Drinking Water Come From?

If your residence or business is connected to a city water system, strict health standards are set for nitrate and the State can shut down a system if nitrate exceeds drinking water standards.

When a private well is the source of drinking water, only a test can reveal if nitrate is above safe levels. Nitrate is odorless and tasteless.

Does Your Well Have High Nitrate?

Nitrate in parts of the Modesto and Turlock groundwater basins is often found above drinking water standards. Residences who rely on domestic wells or small water systems as their source of drinking water are the focus of a new program to address this potential health threat.

What Can I Do if I Have High Nitrate in my Well Water?

A local effort is just beginning to develop a plan to create short term solutions which include free bottle water delivery or building local container fill stations where water is provided at no cost to users.

Public input is being sought on this plan which is mandated by the Nitrate Control Program (NCP) put in place by the Regional Water Board to address nitrate in the Modesto and Turlock groundwater basins. The NCP regulates agriculture, including dairies and poultry facilities, publicly owned wastewater treatment facilities and

businesses including food processors, wineries and others.

What is Nitrate and What are Health Effects from Drinking Water with High Nitrate?

Nitrate is a compound that is formed naturally when nitrogen combines with oxygen or ozone. Consumption of water that has high nitrate levels can lead to potential health concerns. To protect against these health concerns, the State Water Board has established a maximum contaminant level or MCL for nitrate in drinking water. The MCL is based upon preventing the following effects in highly sensitive persons including:

- Infants below the age of six months who drink water containing nitrate in excess of the MCL may quickly become seriously ill and, if untreated, may die because high nitrate levels can interfere with the capacity of the infant's blood to carry oxygen, causing condition called Methemoglobinemia ("blue baby syndrome"). This is an acute disease and the symptoms can develop rapidly in infants. In most cases, health deteriorates over a period of days. Symptoms include shortness of breath and blueness of the skin, especially around the eyes and mouth. The good news is that doctors can treat Methemoglobinemia and babies can make a full recovery.
- High nitrate levels may also affect the oxygen carrying ability of the blood of pregnant women. In addition, health risks are reduced for children older than six months of age and adults.

For more information on the risks of nitrate consumption, consult your doctor. In addition, the State Water Board's Division of Drinking Water ([DDW](#)) [web page](#) offers a wide range of information about drinking water health and regulations.

Who is Developing These Water Plans?

A new non-profit organization, the Valley Water Collaborative (VWC), has been set up to organize and operate local “Management Zones” that encompass the Modesto and Turlock groundwater basins. VWC, which is raising funds for plan development and drinking water alternatives, is managed by a 12-member board of directors representing agriculture, including dairies and poultry facilities, cities, wineries and food processors. Website: <https://valleywaterc.org/>.

Can I Give Input on These Water Plans as they are Being Developed?

VWC will be seeking input from both stakeholders and local communities as the plan is being developed. Local outreach will continue after the plan is approved to ensure program awareness among impacted communities. View meeting schedules here <https://valleywaterc.org/community/>

How Will I Know When the Program Starts?

VWC is required by the Regional Board to identify and contact residences NOT served by public water systems and reliant on single or multi-connection wells, typically residences in rural or semi-rural areas. Notices will be sent out via USPS, social media and other outlets when the program is initiated in spring 2021. You can also sign up here for notices: <https://valleywaterc.org/community/>

Who is Paying for the Water Deliveries and Fill Stations?

The industries that are part of the VWC pay for the water. Its board of directors has developed a self-assessment for each industry segment that must cover the cost for developing plans and alternative drinking water supplies for residences whose water is impacted by nitrate.

Which Wells are Most at Risk of High Nitrate?

The VWC is preparing detailed maps that will identify areas within the Modesto and Turlock groundwater basins that likely have impacted residential wells (maps posted on VWC website when available). However, not every residential well in the areas shown will have nitrate above the drinking water standard. Only a well water test can say for sure.

What Regulation is Prompting Such a Large Effort?

The NCP is a valley-wide regulation adopted by the Regional Board in 2018 and approved by the State Water Board in 2019. The NCP regulates agriculture, dairies, poultry facilities, publicly owned wastewater treatment facilities and businesses including food processors, wineries and others. The NCP requires that VWC develop and submit an “Early Action Plan” (EAP) by March 8, 2021 for the Modesto and Turlock groundwater basins. Work on implementing the EAP must begin in May 2021 with water deliveries expected by late 2021. Read more about the NCP at: <https://valleywaterc.org/about/>

Who Can Test My Well for Nitrate?

This new program is expected to provide the opportunity to have your residential well sampled at no charge by fall 2021. In the meantime, you can contact [these](#) firms and order a well test at a cost ranging from \$40-\$50.

###

From: Valley Water Collaborative <contact@valleywaterc.org>
Sent: Thursday, December 3, 2020 8:19 PM
To:
Subject: [EXT] Community Input Sought



Community Input Sought for Plan to Address Nitrate in Domestic Drinking Water Wells

Virtual Community Outreach Meetings

Dates & Zoom Webinar Information:

(content repeated on second date):

December 8, 3-4 pm

Join the Community Outreach Webinar:

<https://bit.ly/3IBgvjN>

Passcode: 406128

Or join by phone:

Dial (for higher quality, dial a number based on your current location):

US: +1 669 900 9128 or +1 253 215 8782 or +1 346 248 7799 or +1 312 626 6799 or
+1 646 558 8656 or +1 301 715 8592

Webinar ID: 998 7678 1820

Passcode: 406128

December 9, 6-7 pm

Join the Community Outreach Webinar:

<https://bit.ly/2VyWwYo>

Passcode: 475862

Or join by phone:

Dial (for higher quality, dial a number based on your current location):

US: +1 669 900 9128 or +1 253 215 8782 or +1 346 248 7799 or +1 312 626 6799 or
+1 646 558 8656 or +1 301 715 8592
Webinar ID: 990 3286 9958
Passcode: 475862

Agenda:

This is the second in a series of community outreach meetings where Valley Water Collaborative is seeking input on a plan to provide safe drinking water to residences impacted by nitrate in the Modesto and Turlock groundwater basins.

Spanish translation will be provided.

A link to the recording of the Nov. 4 and 5 meetings is below and can also be viewed at: <https://bit.ly/36EdKKz>

Sign up for future notices and announcements at:
<https://bit.ly/3mFVndE>

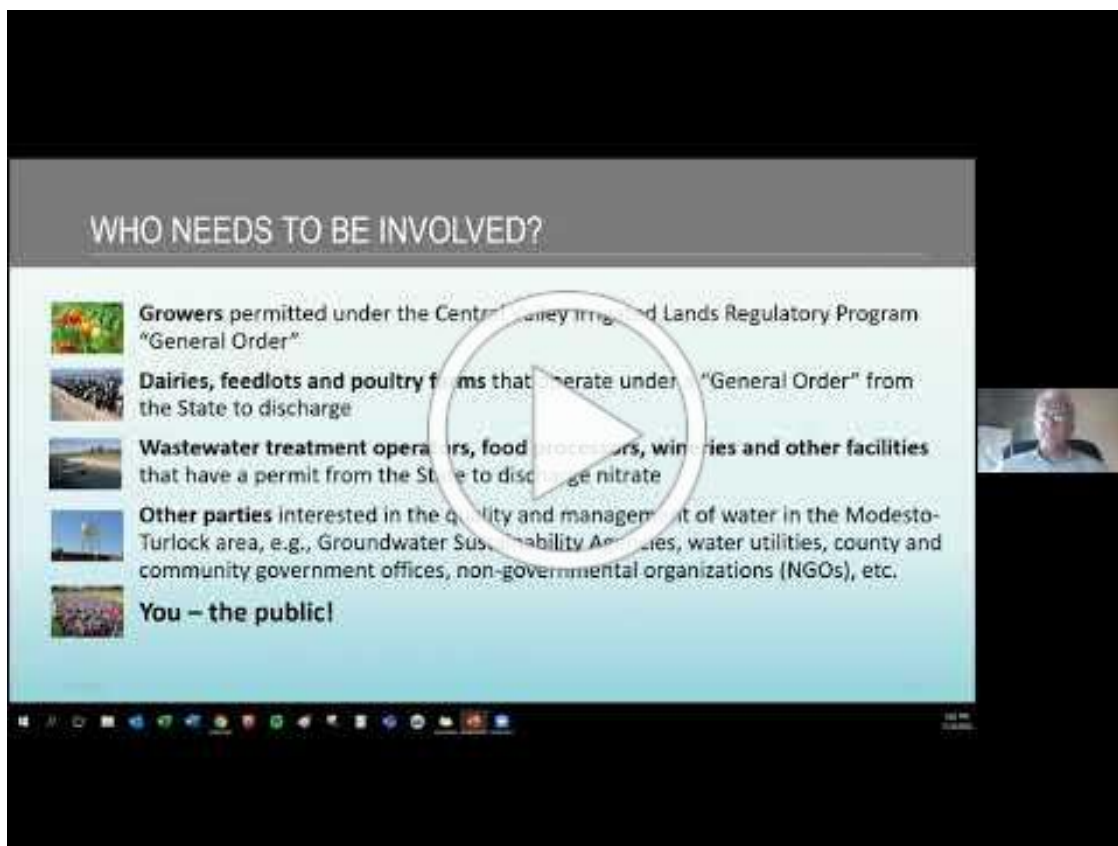
If you'd like to share on social media or with your communities, a flyer and image are attached.

Contact me if you have questions.

Thanks!

Parry Klassen
Executive Director
Valley Water Collaborative
klassenparry@gmail.com
559-288-8125

November 4 & 5, 2020 Zoom Meeting



Zoom Meeting Image

Share the December 8/9 Zoom Meetings Info on Social Media with the Image Below

**Community Input Sought for Plan to
Address Nitrate in Domestic Drinking Water Wells
in Modesto and Turlock Groundwater Basins**

Virtual Community Outreach Meetings

Save the Dates

(content repeated on second date):

December 8, 3-4 pm

December 9, 6-7 pm

Sign up for the Valley Water Collaborative community
email list to receive Zoom meeting information at
www.valleywaterc.org/community/

**Opinión de la Comunidad para el
Plan de Nitrato doméstico de Agua Potable en Pozos
presente en las aguas subterráneas de Modesto y Turlock**

Reunión Virtual para Llegar a la Comunidad

Anota la fechas

(El contenido sera repetido en la segunda fecha)

Diciembre 8, Hora: 3-4 pm

Diciembre 9, Hora: 6-7 pm

Regístrate a nuestra lista de correo electrónico de Valley Water
Collaborative en www.valleywaterc.org/community/

Valley Water Collaborative

E-mail Us Today

Valley Water Collaborative | 1201 L Street, Modesto, CA 95354

[Unsubscribe jtakeda@geiconsultants.com](mailto:jtakeda@geiconsultants.com)

[Update Profile](#) | [About our service provider](#)

Sent by contact@valleywaterc.org powered by



From: Valley Water Collaborative <contact@valleywaterc.org>
Sent: Wednesday, January 27, 2021 7:08 PM
To:
Subject: [EXT] Virtual Community Outreach Meetings



For Spanish
version see 2nd
half of email

Virtual Community Outreach Meetings Early Action Plan Public Draft Available

Agenda:

Community input is critical as the Early Action Plan is being developed to address nitrate in domestic drinking water wells in Modesto and Turlock groundwater basins. This plan describes how replacement water will be distributed to those whose water source contains nitrate in this area.

Please join us for community meetings to learn more about the plan and give your input. The plan is available for review on February 1st. Please visit <https://valleywaterc.org/plan/> to read the plan and give your feedback. Multiple language support is available upon request.

Spanish translation will be provided at the community meetings.

A link to previous meeting recordings is below and can also be viewed at:
<https://valleywaterc.org/meetings/>

Sign up for future notices and announcements at:
<https://valleywaterc.org/community/#communitylist>

If you'd like to share on social media or with your communities, a flyer and image are attached.

Virtual Community Outreach Meetings

Dates & Zoom Webinar Information:

(content repeated on second date):

February 9th, 3 pm

Please click this URL to join.

<https://zoom.us/j/99748429060?pwd=N1RDNzVCOEx2aUY0YnNoNU5OdnhXZz09>

Webinar ID: 997 4842 9060

Passcode: 432950

Or join by phone:

Dial(for higher quality, dial a number based on your current location):

US: +1 669 900 9128 or +1 253 215 8782 or +1 346 248 7799 or +1 646 558 8656 or
+1 301 715 8592 or +1 312 626 6799

February 10, 6 pm

Please click this URL to join.

<https://zoom.us/j/96408159584?pwd=bmN4dVNURHhyR1dJTXhXcDZ6UVFPQT09>

Webinar ID: 964 0815 9584

Passcode: 809212

Or join by phone:

Dial(for higher quality, dial a number based on your current location):

US: +1 669 900 9128 or +1 253 215 8782 or +1 346 248 7799 or +1 312 626 6799 or
+1 646 558 8656 or +1 301 715 8592

Contact me if you have questions.

Thanks!

Parry Klassen
Executive Director
Valley Water Collaborative
klassenparry@gmail.com
559-288-8125

Reuniones Virtual para Llegar a la Comunidad Disponible el Proyecto Público del Plan de Acción Temprana

Agenda:

La contribución de la comunidad es fundamental, ya que se está desarrollando el Plan de Acción temprana para abordar el problema del Nitrato en los pozos de agua potable domésticos en las cuencas de agua subterránea de Modesto y Turlock. Este plan describe cómo se distribuirá el agua de reemplazo a aquellos cuya fuente de agua contenga Nitrato en el area mencionada.

Participe junto a nosotros en las reuniones de la comunidad para aprender más sobre el plan y dar su opinión. El plan está disponible para su revisión el 1 de Febrero. Visite <https://valleywaterc.org/plan/> para leer el plan y dar sus comentarios. El soporte en varios idiomas está disponible si es solicitado.

Traducción al español sera proporcionado en las reuniones.

La reunión anterior fue grabada y puede verla en el siguiente enlace:

<https://valleywaterc.org/meetings/>

Regístrate para recibir avisos y anuncios en el future en este enlace:

<https://valleywaterc.org/community/#communitylist>

Comparte en las redes sociales y la comunidad con el volante adjunto.

Reuniones Virtual para Llegar a la Comunidad

Fechas e información del Seminario Web de Zoom:

(El contenido se repite en la segunda fecha):

9 de Febrero, 2021 a las 3:00 PM

Dale clic a esta dirección electronica

<https://zoom.us/j/99748429060?pwd=N1RDNzVCOEx2aUY0YnNoNU5OdnhXZz09>

Identificación del Seminario Web (ID): 997 4842 9060

Código: 432950

Tambien puedes llamar:

Marca (De acuerdo a tu locacion):

US: +1 669 900 9128 or +1 253 215 8782 or +1 346 248 7799 or +1 646 558 8656 or

+1 301 715 8592 or +1 312 626 6799

10 de Febrero, 2021 a las 6:00 PM

Dale clic a esta dirección electronica

<https://zoom.us/j/96408159584?pwd=bmN4dVNURHhyR1dJTXhXcDZ6UVFPQT09>

Identificación del Seminario Web (ID): 964 0815 9584

Código: 809212

Tambien puedes llamar:

Marca (De acuerdo a tu locacion):

US: +1 669 900 9128 or +1 253 215 8782 or +1 346 248 7799 or +1 312 626 6799 or

+1 646 558 8656 or +1 301 715 8592

Contacteme si tiene otras preguntas,

Gracias,

Parry Klassen

Director Ejecutivo

Valley Water Collaborative

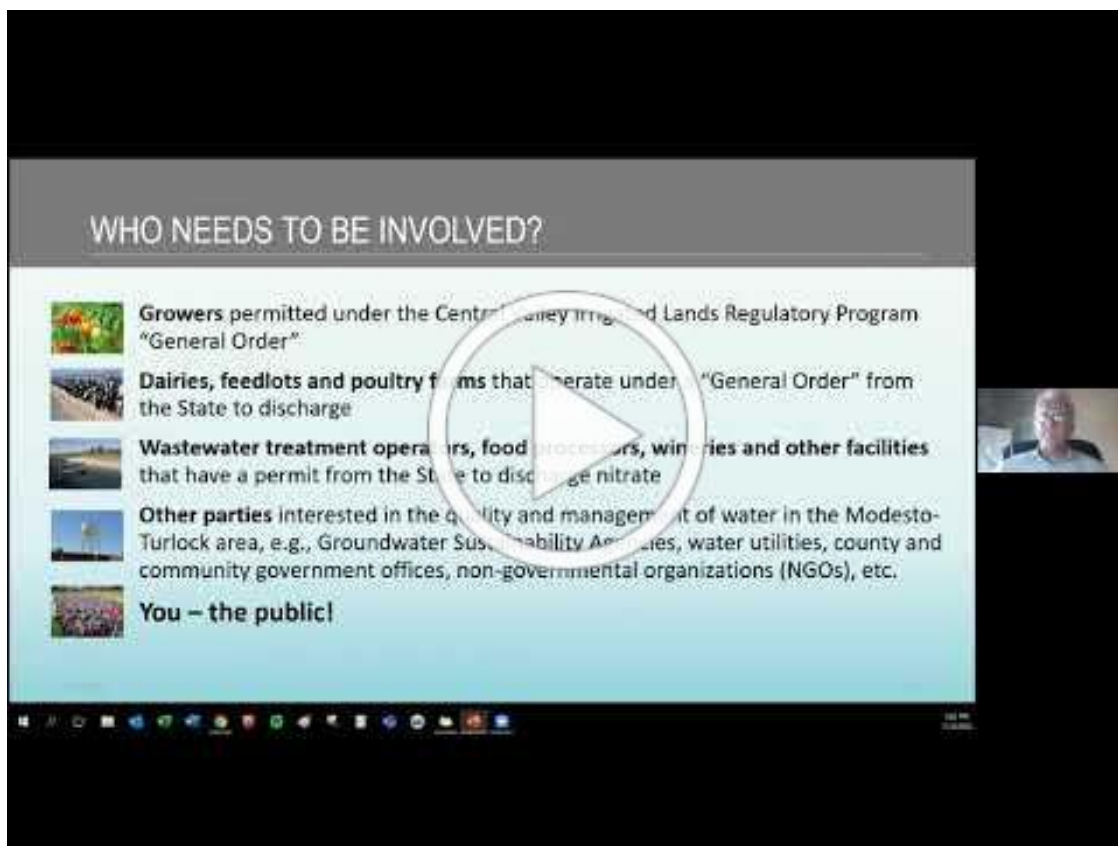
klassenparry@gmail.com

559-288-8125

December 8 & 9, 2020 Zoom Meeting



November 4 & 5, 2020 Zoom Meeting



Zoom Meeting Image

Share the February 9/10 Zoom Meetings Info on Social Media with the Images Below

Please Join Us....

VIRTUAL COMMUNITY MEETINGS



VALLEY WATER
COLLABORATIVE
www.valleywaterc.org

REUNIONES VIRTUALES DE LA COMUNIDAD

February 9th at 3pm

Zoom Meeting Information:

CLICK HERE TO JOIN

Webinar ID: 997 4842 9060

Passcode: 432950

Or join by phone:

US: +1 669 900 9128 or +1 253 215
8782 or +1 346 248 7799 or +1 646
558 8656 or +1 301 715 8592 or +1
312 626 6799

February 10th at 6pm

Zoom Meeting Information:

CLICK HERE TO JOIN

Webinar ID: 964 0815 9584

Passcode: 809212

Or join by phone:

US: +1 669 900 9128 or +1 253 215
8782 or +1 346 248 7799 or +1 312
626 6799 or +1 646 558 86 56 or +1
301 715 8592

9 de Febrero 3pm

Información de la reunión de Zoom:

CLIC AQUI PARA ENTRAR

ID del Seminario Web: 997 4842 9060

Código: 432950

También puedes llamar:

US: +1 669 900 9128 or +1 253 215 8782
or +1 346 248 7799 or +1 646 558 8656
or +1 301 715 8592 or +1 312 626 6799

February 10th at 6pm

Información de la reunión de Zoom:

CLIC AQUI PARA ENTRAR

ID del Seminario Web: 964 0815 9584

Código: 809212

También puedes llamar:

US: +1 669 900 9128 or +1 253 215 8782
or +1 346 248 7799 or +1 312 626 6799
or +1 646 558 86 56 or +1 301 715 8592

Early Action Plan Public Draft
is Available on February 1st
GIVE INPUT!

**VISIT OUR
WEBSITE HERE!**

**¡VISITA NUESTRO
SITIO WEB AQUI!**

Valley Water Collaborative

E-mail Us Today

Valley Water Collaborative | 1201 L Street, Modesto, CA 95354

Unsubscribe jtakeda@geiconsultants.com

[Update Profile](#) | [About our service provider](#)

Sent by contact@valleywaterc.org powered by



Try email marketing for free today!

Give Input on a New Drinking Water Plan

Local input is being sought from residents in Stanislaus and Merced basins that rely on private wells or small water systems as their source of drinking water.

Nitrate in the underlying aquifers is often found above drinking water standards.

Your input is important in the development of plans to identify residents impacted by high nitrate levels and need access to safe drinking water.

To get your input on the drinking water plan, multiple community outreach workshops will be scheduled in the months before the plan deadline of March 2021.

Information on the upcoming virtual workshops are below. Spanish translation will be available.

December 8, 2020
3:00 - 4:00 pm

December 9, 2020
6:00 - 7:00 pm

Sign up for the Valley Water Collaborative community email list to receive Zoom meeting information at www.valleywaterc.org/community/

Danos tu Opinión en el Nuevo Plan de Agua Potable

Estamos buscando sugerencias de residentes en el condado de Stanislaus y Merced que dependen de pozos de agua potable ya sean privados o sistemas pequeños.

En las aguas subterráneas el Nitrato se encuentran frecuentemente por encima de las condiciones normales siendo no apta para el consumo humano.

Tu opinión es muy importante para los planes de identificación de los residentes y vecinos afectados por el alto contenido de Nitrato y para proporcionar acceso seguro de agua potable para la comunidad.

Puedes dar tu opinión en varias reuniones abiertas que estaran dirigidos a toda la comunidad antes de Marzo del 2021, la cual es la fecha límite de este plan. Información de las próximas reuniones virtuales están a continuación. Traducción al Español estará disponible.

Diciembre 8, 2020
3:00 - 4:00 pm

Diciembre 9, 2020
6:00 - 7:00 pm

Regístrate a nuestra lista de correo electrónico de Vally Water Collaborative en www.valleywaterc.org

Give Input on a New Drinking Water Plan

Community input is critical as the Early Action Plan is being developed to address nitrate in domestic drinking water wells in Modesto and Turlock groundwater basins.

Nitrate in the underlying aquifers is often found above drinking water standards.

Please Join Us

for community meetings to learn more about the Early Action Plan and give your input.

**VISIT OUR
WEBSITE HERE!**

VIRTUAL COMMUNITY MEETINGS

February 9th at 3pm

Zoom Meeting Information:

CLICK HERE TO JOIN

Webinar ID: 997 4842 9060

Passcode: 432950

Or join by phone:

US: +1 669 900 9128 or +1 253 215 8782
or +1 346 248 7799 or +1 646 558 8656
or +1 301 715 8592 or +1 312 626 6799

February 10th at 6pm

Zoom Meeting Information:

CLICK HERE TO JOIN

Webinar ID: 964 0815 9584

Passcode: 809212

Or join by phone:

US: +1 669 900 9128 or +1 253 215 8782
or +1 346 248 7799 or +1 312 626 6799
or +1 646 558 8656 or +1 301 715 8592

Content repeated on both days.
Spanish translation available.

Early Action Plan Public Draft is Available

for review on February 1st. This plan describes how replacement water will be distributed to those whose water source contains nitrate in this area. Please visit our website to read the plan and give your feedback. Multiple language support is available upon request.



**VALLEY WATER
COLLABORATIVE**
www.valleywaterc.org

Da Tu Opinión en el Nuevo Plan de Agua Potable

La contribución de la comunidad es fundamental, ya que se está desarrollando el Plan de acción temprana para abordar el problema del Nitrato en los pozos de agua potable domésticos en las cuencas de agua subterránea de Modesto y Turlock.

El Nitrato en los acuíferos subyacentes a menudo se encuentra por encima de los estándares del agua potable.

Participe junto a nosotros

En las reuniones comunitarias para aprender más sobre el Plan de Acción Temprana y dar su opinión.

**¡VISITA
NUESTRO SITIO
WEB AQUÍ!**

REUNIONES VIRTUALES DE LA COMUNIDAD

9 de Febrero a las 3pm

Información del Seminario Web en Zoom

CLIC AQUÍ PARA ENTRAR

ID del Seminario Web: 997 4842 9060

Código: 432950

También puedes llamar:

US: +1 669 900 9128 or +1 253 215 8782 or
+1 346 248 7799 or +1 646 558 8656 or +1
301 715 8592 or +1 312 626 6799

10 de Febrero a las 6pm

Información del Seminario Web en Zoom

CLIC AQUÍ PARA ENTRAR

ID del Seminario Web:: 964 0815 9584

Código: 809212

También puedes llamar:

US: +1 669 900 9128 or +1 253 215 8782 or
+1 346 248 7799 or +1 312 626 6799 or +1
646 558 8656 or +1 301 715 8592

El contenido es repetido en ambos días.
Traducción al Español disponible.

Esta Disponible el Proyecto Público del Plan de Acción Temprana

para revisión el 1 de Febrero. Este plan describe cómo se distribuirá el agua de reemplazo a aquellos cuya fuente de agua contenga Nitrato en esta área. Visita nuestro sitio web para leer el plan y dar tus comentarios. El soporte en varios idiomas está disponible si es solicitado.



**VALLEY WATER
COLLABORATIVE**
www.valleywaterc.org

From: Valley Water Collaborative <contact@valleywaterc.org>
Sent: Tuesday, February 2, 2021 6:36 AM
To:
Subject: [EXT] Early Action Plan Now Available



Early Action Plan Public Draft Now Available

The Early Action Plan and Preliminary Management Zone Documents are **now available** for public comment. Public comment period will be accepted through February 22, 2021. Please see information below on how to provide comments.

How to Comment:

- Email: eapcomments@valleywaterc.org
- Call: Parry Klassen at 559-288-8125
- Online Feedback Form for Early Action Plan: In this form, you can also give anonymous feedback.
<https://forms.gle/2Du7JoG1xnxzHbkS9>

Note: Comments due by February 22, 2021, COB

Critical Dates:

- Draft released for comment—February 1, 2021
- Close public comment period—February 22, 2021 COB
- Early Action Plan and Preliminary Management Zone
- Plan due to Regional Water Board —March 8, 2021
- Regional Water Board deadline to respond to Early Action Plan submittal by May 7, 2021
- Early Action Plan start date (approximate): by May 7, 2021

Valley Water Collaborative | 1201 L Street, Modesto, CA 95354

[Unsubscribe jtakeda@geiconsultants.com](mailto:jtakeda@geiconsultants.com)

[Update Profile](#) | [About our service provider](#)

Sent by contact@valleywaterc.org powered by



D-3. Community Surveys

Polling Questions – December 8-9 Community Outreach Meetings

1. Do you obtain your drinking water from a public water system or private well?
 - a. Public Water System
 - b. Private Well
 - c. Don't know
2. Have you ever had your well water tested for nitrate and received results of nitrate levels greater than 10 mg/L as Nitrogen?
 - a. Yes
 - b. I have had my well tested, but I don't know the nitrate levels
 - c. I have not had my well tested
 - d. I have had my well tested for nitrate and it was fine
3. A water fill station is likely most easy to use if it is "reasonably close" to your home. What would you consider "reasonably close" to your home?
 - a. Less than 2 miles (about 5 minutes)
 - b. Less than 5 miles (about 10 minutes)
 - c. Less than 10 miles (about 20 minutes)
4. If a water fill station was located reasonably close to your home, would you use it to obtain water that is safe for drinking and cooking in your home?
 - a. Yes
 - b. No
 - c. Not sure
5. If you are unable to go to a water fill station, what would be the most important reason?
 - a. Too far from where I live
 - b. I do not have reliable transportation/car
 - c. I have a disability that makes using a fill station difficult
 - d. I don't have time
 - e. Other reason
 - f. I am able to access a water fill station without any problems
6. If you are unable to go to a fill station, and a program was available to provide safe water at your home, which program option would you prefer?
 - a. Have bottled water delivered to my home
 - b. Install a Point-of-Use Treatment System in my home
 - c. Other
7. Including yourself, how many in your household need access to safe drinking water?
 - a. 1
 - b. 2-4
 - c. 5-7
 - d. 7-9
8. If offered the opportunity to have your well tested for nitrate at no cost to you, would you participate in that program?
 - a. Yes
 - b. No
 - c. Not sure
9. How did you learn about tonight's meeting?
 - a. Email notice
 - b. Website
 - c. Neighbor or friend told me about the meeting
 - d. Phone or text message
 - e. Flyer posted in my community

Encuesta: Reuniones para llegar a la comunidad del 8 al 9 de Diciembre 2020

1. ¿ De donde proviene el agua potable que consume?
 - a. Sistema de agua público
 - b. Pozo privado
 - c. No sabe
2. ¿Alguna vez ha realizado una prueba de Nitrato en el agua de su pozo privado y de haberlo hecho ha recibido resultados de los niveles de Nitrato superiores a 10 mg/L de Nitrógeno?
 - a. Yes
 - b. En mi pozo se hizo la prueba pero no se los niveles de Nitrato
 - c. En mi pozo no se hizo la prueba
 - d. En mi pozo se hizo la prueba de Nitratos y los niveles están dentro de los estándares
3. Una estación que suplementa agua potable es de fácil acceso si esta “razonablemente cerca” de su casa ¿Que consideraría usted “razonablemente cerca” de su casa?
 - a. Menos de 2 millas (aproximadamente 5 minutos)
 - b. Menos de 5 millas (aproximadamente 10 minutos)
 - c. Menos de 10 millas (aproximadamente 20 minutos)
4. Si la estación que suplementa agua potable estuviera ubicada razonablemente cerca de su casa ¿Usaría usted la estación para obtener agua segura para su consumo y para cocinar en su casa?
 - a. Si
 - b. No
 - c. No estoy seguro
5. Si no puede llegar a la estación de suplemento de agua potable ¿Cuál sería la razón por la que no iría?
 - a. Muy lejos de donde vivo
 - b. No tengo transporte/vehículo confiable
 - c. Tengo una discapacidad que me dificulta usar la estación de servicio de agua
 - d. No tengo tiempo
 - e. Otra razón
 - f. Puedo acceder a una estación de suplemento de agua sin ningún problema
6. Si no puede ir a una estación de suplemento de agua y hay un programa disponible para proporcionar agua potable a su casa ¿Que opción preferiría?
 - a. Que lleven agua embotellada hasta mi casa
 - b. Instalar un sistema de tratamiento en el punto de uso de mi casa
 - c. Otra opción

Encuesta: Reuniones para llegar a la comunidad del 8 al 9 de Diciembre 2020

7. Incluyendose ¿Cuántos miembros de su casa necesitan acceso de agua potable?
 - a. 1
 - b. 2 a 4
 - c. 5 a 7
 - d. 7 a 9
8. Si tuviera la oportunidad de realizar una prueba de Nitrato en su pozo sin costo alguno ¿Participaría en el programa?
 - a. Si
 - b. No
 - c. No estoy seguro
9. ¿Como se enteró de la reunión de esta noche?
 - a. Notificación de correo electrónico
 - b. En el página web
 - c. Vecino o amigo me conto sobre la reunion
 - d. Teléfono o mensaje de texto
 - e. Folleto publicado en mi comunidad

Employee Questionnaire on Replacement Water

A new program is starting Spring 2021 in the Modesto/Turlock groundwater subbasins (see map below for program area). The program provides free drinking water if your supply well exceeds the nitrate standard for safety. As part of this effort, Valley Water Collaborative, a local non-profit organization formed to implement the program, is seeking your input on several components of the program to ensure the options fit the needs of local residences.

Please complete this survey if you can answer "yes" to question #1:

1. 1) Do you rely on a domestic well or small water system (not city water) for your drinking water source?

Mark only one oval.

☐ Yes

☐ No

2. 2) Is that well or small water system located in the Modesto or Turlock groundwater subbasins? (see map below if you are unsure)

Mark only one oval.

☐ Yes

☐ No

3. 3) If offered free well testing for nitrate, would you request this service?

Mark only one oval.

☐ Yes

☐ No

☐ Not sure

4. 4) There are three replacement water options being considered as part of the program. Which would you prefer if your water supply is above the safe drinking water level for nitrate (greater than 10 mg/L as nitrogen)?

Mark only one oval.

- ☐ Obtain water from a free fill station located near your residence (less than 5 miles)
- ☐ Free bottled water delivery to your home
- ☐ Point-of-Use treatment system installed in your home and maintained at no charge

5. 5) If you are unable to use a water fill station, what are the important reasons (check all that apply)?

Check all that apply.

- ☐ Too far from where I live
- ☐ I do not have reliable transportation/car
- ☐ I have a disability that makes using a fill station difficult
- ☐ I don't have time
- ☐ Other reason
- ☐ I can access a water fill station without any problems

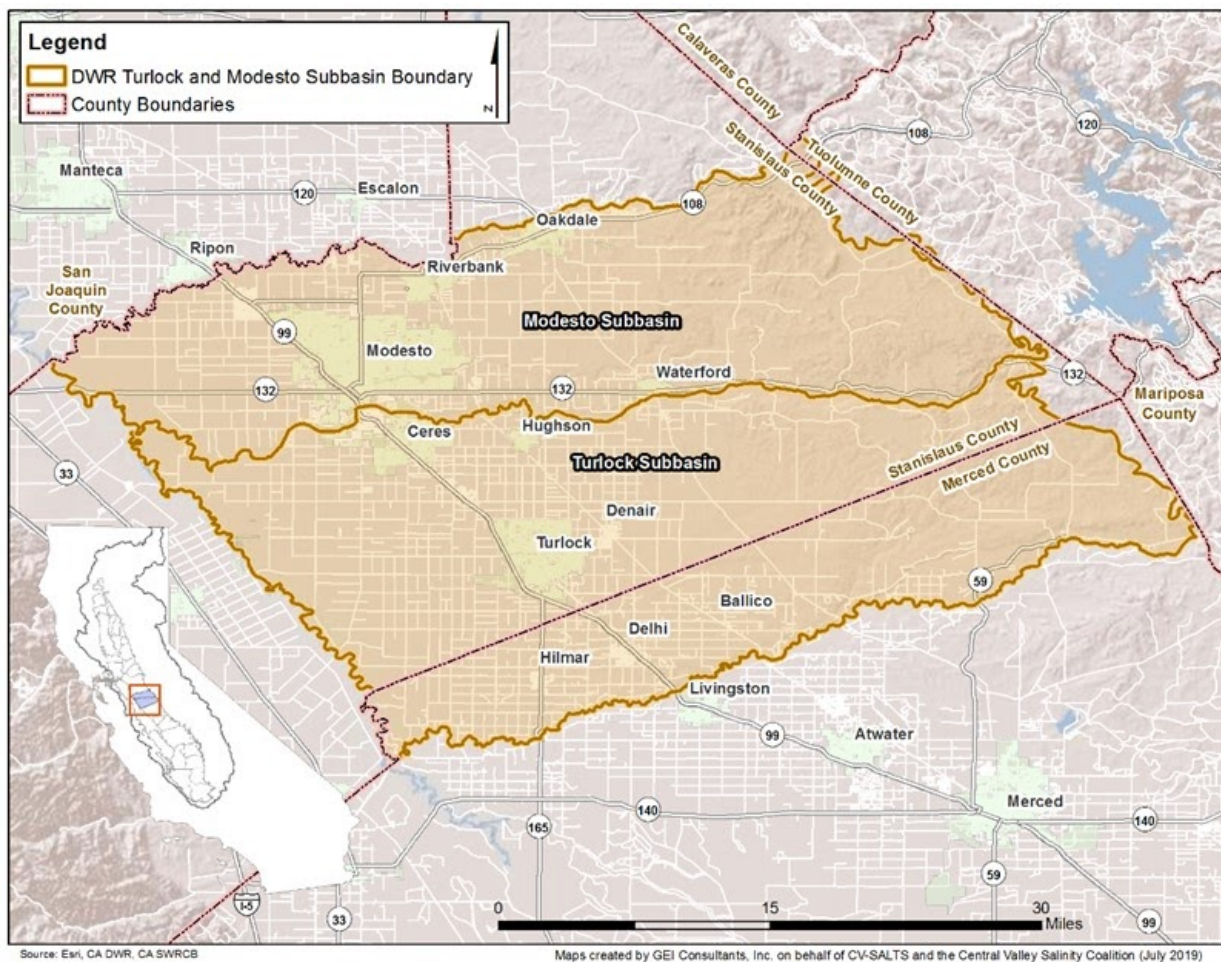
6. 6) Would you like to join the Valley Water Collaborative Email List to keep informed on the community outreach activities for this program?

Mark only one oval.

- ☐ Yes
- ☐ No

7. 7) If you would like to join the Valley Water Collaborative Email List go to this website: <https://valleywaterc.org/> or write your email address here:

Map of Modesto / Turlock Groundwater Subbasins



This content is neither created nor endorsed by Google.

Google Forms

Cuestionario para Empleados sobre el Reemplazo del Suministro de Agua

Un nuevo programa está comenzando en la Primavera del 2021 en las subcuencas de agua subterránea de Modesto / Turlock (vea el mapa posterior donde el programa aplica). El programa proporcionará agua potable gratuita si su actual suministro de agua supera los estándares seguros de Nitrato. Como parte de este esfuerzo, el Grupo Colaborativo de Aguas del Valle (Valley Water Collaborative en Inglés) es una organización local sin fines de lucro formada para implementar el programa. Este grupo busca su opinión sobre varios componentes del programa para garantizar que las opciones se ajusten a las necesidades de las residencias locales.

Por favor complete esta encuesta si su respuesta es “Si” a la Pregunta #1:

- 1) ¿Su fuente de agua potable depende de un pozo doméstico o de un pequeño sistema de agua (no de agua de la ciudad)?

Marca solo una opción

- ☐ Si
- ☐ No

- 2) ¿El pozo o sistema de agua está ubicado en las subcuencas de agua subterránea de Modesto o Turlock? (vea el mapa a continuación si no está seguro)

Marca solo una opción

- ☐ Si
- ☐ No

- 3) El programa ofrece pruebas de Nitrato gratuitas para pozos, ¿Solicitaría este servicio?

Marca solo una opción

- ☐ Si
- ☐ No
- ☐ No estoy Seguro(a)

- 4) Existe tres opciones para el reemplazo de agua potable que se están considerando como parte del programa. ¿Cuál preferiría usted si su actual suministro de agua está por encima de los niveles seguros de Nitrato (más de 10 mg/L como nitrógeno)?

Marca solo una opción

- ☐ Obtener agua de una estación de llenado gratuita ubicada cerca de su residencia (menos de 5 millas)
- ☐ Entrega gratuita de agua embotellada a su hogar
- ☐ Sistema de tratamiento en el punto de uso instalado en su hogar y mantenido sin costo alguno

5) Si no puede usar una estación de llenado de agua, ¿Cuáles son las razones importantes?

Marque todas las que correspondan

- ☐ Es muy lejos de donde vivo
- ☐ No tengo transporte/carro confiable
- ☐ Tengo una discapacidad que dificulta el uso de una estación de servicio
- ☐ No tengo tiempo
- ☐ Otra razón
- ☐ Puedo acceder a una estación de llenado de agua sin ningún problema.

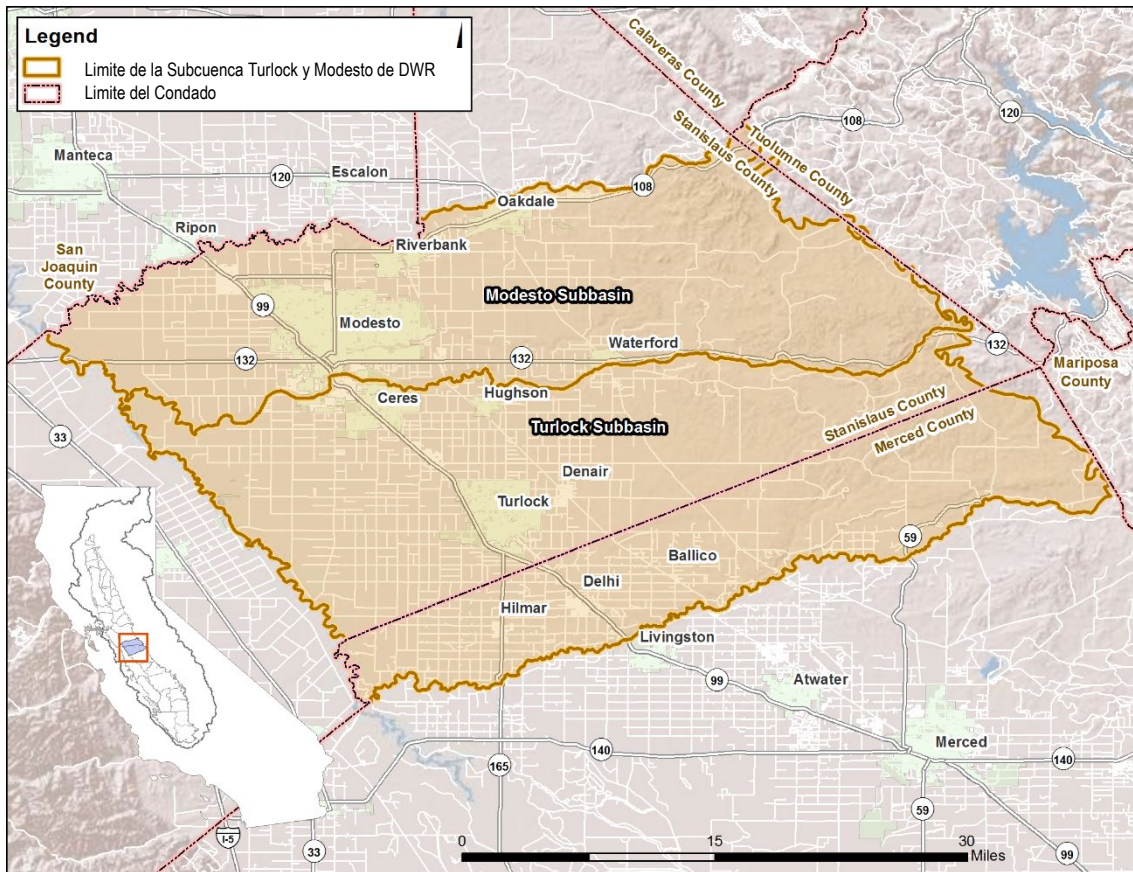
6) ¿Le gustaría unirse a la lista de correo electrónico del Grupo Colaborativo de Aguas del Valle para mantenerse informado sobre las actividades de alcance comunitario de este programa?

Marca solo una opción

- ☐ Si
- ☐ No

7) Si desea unirse a la lista de correo electrónico del Grupo Colaborativo de Aguas del Valle, visita nuestro sitio web: <https://valleywaterc.org/> o escribenos tu dirección de correo electrónico aquí:

Mapa de las subcuencas de agua subterránea de Modesto / Turlock



Valley Water Collaborative: Draft Early Action Plan Feedback Questionnaire; Borrador del EAP Quiz de Sugerencias

Please complete this form to provide your anonymous feedback. Thank you for taking the time to share your thoughts, we value your engagement.

Por favor complete esta forma para dar su opinión y sugerencias anónima. Gracias por tomar este tiempo y compartir lo que piensa, nosotros apreciamos su colaboración. Por favor, desplácese a la página dos para español.

1) Have you participated in previous Valley Water Collaborative community meetings via Zoom?

- ☐ Yes
- ☐ No

2) If answered No to Question 2, what was the main reason?

- ☐ Was not aware of community meetings
- ☐ Not available at scheduled dates/times
- ☐ Not interested in participating

3) Once COVID-19 restrictions are removed, would you attend in-person meetings?

- ☐ Prefer virtual meetings by Zoom
- ☐ Would attend in-person meetings



4) Have you visited Valley Water Collaborative's website?

☐ Yes

☐ No

5) Do you rely on a domestic well for your drinking water source?

☐ Yes

☐ No

6) If yes, is that well located in the Modesto or Turlock Groundwater Basins?

☐ Yes

☐ No

7) If offered free well testing for nitrate, would you request this service?

☐ Yes

☐ No

☐ Not sure

8) Do you have a general understanding for the purpose of the Draft Early Action Plan?

☐ Yes

☐ No



9) In the Draft Early Action Plan, the Interim Replacement Water Program has three options. Which would you prefer if your water supply is above the safe drinking water level for nitrate (greater than 10 mg/L-N)?

- ☐ Free bottled water delivery
- ☐ Point-of-Use treatment system installed and maintained at no charge
- ☐ Visit a free water fill station

10) If you are unable to use a water fill station, what are the important reasons (check all that apply)?

- ☐ Too far from where I live
- ☐ I do not have reliable transportation/car
- ☐ I have a disability that makes using a fill station difficult
- ☐ I don't have time
- ☐ Other reason
- ☐ I can access a water fill station without any problems

11) In Section 7.1 of the Draft Early Action Plan, do you feel the implementation schedule is adequate?

- ☐ Yes
- ☐ No
- ☐ Unsure



12) Do you feel the Draft Early Action Plan provides adequate interim drinking water solutions for your community?

- ☐ Yes
- ☐ No
- ☐ Unsure

13) If answered No to Question 12, what feedback would you like to provide, e.g., what other solutions would you like considered in the plan proposed by the Valley Water Collaborative?

Your answer

14) Would you like to join the Valley Water Collaborative Email List to keep informed on the community outreach activities?

- ☐ Yes
- ☐ No

15) If answered Yes to Question 14, please provide your name and email below.

Your answer

16) Any other feedback that you would like to provide?

Your answer

Valley Water Collaborative: Draft Early Action Plan Feedback Questionnaire; Borrador del EAP Quiz de Sugerencias

Valley Water Collaborative: Borrador del EAP Quiz de Sugerencias

1) ¿Ha participado reuniones comunitarias de Valley Water Collaborative a través de Zoom anteriormente?

- ☐ Sí
- ☐ No

2) Si respondió No a la pregunta 2, ¿Cuál fue el motivo principal?

- ☐ No estaba al tanto de las reuniones comunitarias
- ☐ No estaba disponible en las fechas o horas programadas
- ☐ No estoy interesada(o) en participar

3) Una vez que se eliminen las restricciones de COVID-19, ¿Asistiría a las reuniones en persona?

- ☐ Prefiero reuniones virtuales de Zoom
- ☐ Asistiría a reuniones en persona



4) ¿Ha visitado el sitio web de Valley Water Collaborative?

- ☐ Sí
- ☐ No

5) ¿Depende usted de un pozo doméstico como fuente de agua potable?

- ☐ Sí
- ☐ No

6) En caso afirmativo, ¿Está el pozo ubicado en las cuencas de agua subterránea de Modesto o Turlock?

- ☐ Sí
- ☐ No

7) Si se le ofrecieran pruebas de pozo gratuitas para nitratos, ¿Solicitaría este servicio?

- ☐ Sí
- ☐ No
- ☐ No estoy seguro

8) ¿Tiene un entendimiento general sobre el propósito del Borrador del Plan de Acción Temprana?

- ☐ Sí
- ☐ No



9) En el Borrador del Plan de Acción Temprana, el Programa de Reemplazo Interino de Agua tiene tres opciones. ¿Cuál preferiría si su suministro de agua está por encima del nivel de agua potable para el nitrato (mayor de 10 mg / L-N)?

- ☐ Entrega de agua embotellada gratuita
- ☐ Sistema de tratamiento en el punto de uso instalado y mantenimiento sin cargo
- ☐ Visitar una estación de llenado de agua gratuita

10) Si no puede usar una estación de llenado de agua, ¿Cuáles son las razones importantes (marque todas las que correspondan)?

- ☐ Demasiado lejos de donde vivo
- ☐ No tengo transporte / carro confiable
- ☐ Tengo una discapacidad que dificulta el uso de una estación de servicio
- ☐ No tengo tiempo
- ☐ Otra razon
- ☐ Puedo acceder a una estación de llenado de agua sin problemas

11) En la Sección 7.1 del Borrador del Plan de Acción Temprana, ¿Cree que el cronograma de implementación es adecuado?

- ☐ Sí
- ☐ No
- ☐ No estoy seguro



12) ¿Cree que el Borrador del Plan de Acción Temprana proporciona soluciones provisionales adecuadas de agua potable para su comunidad?

- ☐ Sí
- ☐ No
- ☐ No estoy seguro

13) Si respondió No a la Pregunta 12, ¿Qué sugerencias le gustaría proporcionar, por ejemplo, qué otras soluciones le gustaría que se consideraran en el plan propuesto por Valley Water Collaborative?

Your answer

14) ¿Le gustaría unirse a la lista de correo electrónico colaborativo de Valley Water para mantenerse informado sobre las actividades de alcance comunitario?

- ☐ Sí
- ☐ No

15) Si respondió Si a la pregunta 14, proporcione su correo electrónico a continuación

Your answer

16) ¿Algún otro comentario que le gustaría proporcionar?

Your answer



Never submit passwords through Google Forms.

This content is neither created nor endorsed by Google. [Report Abuse](#) - [Terms of Service](#) - [Privacy Policy](#).

Google Forms



This page intentionally left blank.

Appendix E – Summary of Public Supply Wells in DDW Database with Records of Nitrate Exceedances Modesto Management Zone

Table E-1: Summary of Nitrate-Impacted Public Supply Wells (by Well Status) for the Modesto Management Zone

Table E-2: Summary of Public Water Systems that have had Nitrate-Impacted Wells in the Modesto Management Zone

Table E-3: Treatment of Water Systems with Nitrate-Impacted Wells in the Modesto Management Zone

Table E-4: Compliance Status for all Public Water Systems in the Modesto Management Zone with Violation and Chemical Exceedance Information, by System Name (as of June 2022)

Table E-1. Summary of Nitrate-Impacted Public Supply Wells (by Well Status) for the Modesto Management Zone

Well ID	Other Well Name	Date Range	N	Min.	Max.	Most Recent Exceedance Date	Well Status	DDW Water System Name	PWS Type	No. of Connections	Population Served
5000066-002	NORTH_OLD_WELL	09/27/2002 - 09/27/2002	1	13.4	13.4	9/27/2002	AB	MODESTO MOBILE HOME PARK	C	150	300
5000208-001	WELL_01-ABANDONED	02/22/2005 - 02/24/2005	2	11	11	2/24/2005	AB	NEIGHBORHOOD CHURCH - MODESTO CHRISTIAN	NTNC	6	220
5000249-001	WELL_01_RAW	09/13/2004 - 07/01/2008	27	3.98	11	5/6/2008	AB	STANISLAUS UNION SCHOOL DIST	NTNC	1	390
5000261-001	WELL_01	10/20/2003 - 07/16/2007	15	2	12	4/11/2007	AB	EMPIRE SPORTSMEN'S/CASINO ROYALE	NC	1	26
5000441-002	NEW_WELL_2001	02/12/2003 - 04/20/2005	9	6.1	17	3/23/2004	AB	OLD GERMAN BAPTIST CHURCH	NC	2	175
5010010-014	WELL_012-ABANDONED	03/14/1985 - 12/02/1994	36	4.86	10.89	10/1/1992	AB	MODESTO, CITY OF	C	69766	222335
5010010-029	WELL_027-ABANDONED	02/11/1985 - 06/04/1993	33	1.4	14.209	4/15/1993	AB	MODESTO, CITY OF	C	69766	222335
5010010-030	WELL_028-ABANDONED	02/10/1985 - 07/12/1993	178	0.54	23.866	7/12/1993	AB	MODESTO, CITY OF	C	69766	222335
5010010-140	WELL_227-HIGHWAY_VILLAGE-ABNDONED_XCLD	02/25/1985 - 11/09/1995	14	1	16	11/9/1995	AB	MODESTO, CITY OF	C	69766	222335
5010010-153	WELL_230-SAN RIO-ABANDONED	06/14/1984 - 06/12/1992	3	2.67	11.204	6/14/1984	AB	MODESTO, CITY OF	C	69766	222335
5010010-155	WELL_228-RIVERVIEW-ABANDONED	06/18/1984 - 12/08/1988	6	0.5	11	12/8/1988	AB	MODESTO, CITY OF	C	69766	222335
5000592-001	2014_WELL	06/04/2015 - 07/08/2020	29	6.1	12	1/3/2018	AR	MID VALLEY AG	NTNC	4	25
5010005-004	WELL_281-INACTIVE	02/25/1985 - 02/06/2013	44	0.5	15.4	2/6/2013	AR	CITY OF MODESTO - SALIDA	C	4485	14246
5010005-007	WELL_297	01/27/1993 - 02/18/2020	318	0.045	11.1	7/5/2013	AR	CITY OF MODESTO - SALIDA	C	4485	14246
5010010-147	WELL_301	03/14/1991 - 07/01/2020	41	0.73	21	10/2/2019	AR	MODESTO, CITY OF	C	69766	222335

Table E-1. Summary of Nitrate-Impacted Public Supply Wells (by Well Status) for the Modesto Management Zone

Well ID	Other Well Name	Date Range	N	Min.	Max.	Most Recent Exceedance Date	Well Status	DDW Water System Name	PWS Type	No. of Connections	Population Served
5010010-149	WELL_237-ELM	04/10/1986 - 01/08/2020	62	0.00994	11	9/4/1986	AR	MODESTO, CITY OF	C	69766	222335
5010010-154	WELL_229-SUNSET_MANOR_-DESTROYED	03/15/1985 - 01/09/2015	28	0.0225	10.5	1/7/2015	AR	MODESTO, CITY OF	C	69766	222335
5010010-180	WELL_291-MARIPOSA EAST	04/11/1991 - 07/15/2020	344	0.59	10.1	5/14/2007	AR	MODESTO, CITY OF	C	69766	222335
5010010-187	WELL_269-ROSE AVENUE	08/29/1984 - 03/11/2020	60	0.43	10.7	6/25/1993	AR	MODESTO, CITY OF	C	69766	222335
5010010-189	WELL_267-ORANGEBURG	05/29/1985 - 07/15/2020	192	0.045	10.6	10/15/2016	AR	MODESTO, CITY OF	C	69766	222335
5010010-191	WELL_247-NORTH EMPIRE	03/21/1985 - 07/15/2020	579	2.28	10.6	10/19/2016	AR	MODESTO, CITY OF	C	69766	222335
5010010-193	WELL_204-TRASK-INACTIVE	02/13/1986 - 12/28/2017	52	1.15	11.1	10/21/2016	AR	MODESTO, CITY OF	C	69766	222335
5010010-194	WELL_212-BEARD AVENUE	02/15/1984 - 07/15/2020	324	0.391	10.1	7/9/2007	AR	MODESTO, CITY OF	C	69766	222335
5000019-003	WELL_03_WEST	01/21/2002 - 03/02/2020	63	0.75	10.1	3/26/2013	AU	RIVERDALE PARK TRACT CSD	C	137	300
5000048-003	WEST_02	10/11/2002 - 05/07/2020	57	1.9	10.9	11/5/2009	AU	LAZY B MOBILEHOME PARK	C	49	125
5000062-001	WELL_01	09/18/2003 - 02/14/2018	29	2.73	12	2/14/2018	AU	SHILOH MOBILE HOME PARK & WATER SYSTEM	SSWS	1	1
5000090-002	SOUTH_WELL	02/14/2003 - 07/06/2020	38	1.9	10.1	2/12/2014	AU	RIVERVIEW MOBILE HOME ESTATES	C	176	250
5000138-001	WELL_1988	07/29/2009 - 04/30/2018	33	5.26	10.1	4/30/2015	AU	EL RINCON & YOSEMITE HACIENDA MARKET	NP	2	25
5000247-001	WELL_1	04/27/2006 - 07/26/2010	18	6.1	10.1	4/11/2007	AU	CERVANTES LABOR CAMP	NP	12	22
5000290-001	LPA_REPORTED_PRIMARY_SOURCE	03/21/2002 - 03/03/2020	56	3.28	10.1	12/11/2014	AU	SMART STOP FOOD MART (EH)	NC	1	26
5000295-001	WELL_01	01/23/2002 - 07/10/2020	74	2	17.4	7/10/2020	AU	SHILOH SCHOOL DISTRICT	NTNC	7	105

Table E-1. Summary of Nitrate-Impacted Public Supply Wells (by Well Status) for the Modesto Management Zone

Well ID	Other Well Name	Date Range	N	Min.	Max.	Most Recent Exceedance Date	Well Status	DDW Water System Name	PWS Type	No. of Connections	Population Served
5000368-001	WELL_01	05/30/2003 - 01/15/2020	59	2.8	10.1	7/14/2008	AU	MABLE AVE BAPTIST CHURCH	NC	1	50
5000372-001	WELL_01	08/19/2002 - 05/04/2020	32	1.8	20	5/4/2020	AU	STORER TRANSPORTATION	NTNC	5	40
5000372-003	SW_NEW_WELL	02/15/2007 - 05/04/2020	22	1.4	14.8	5/4/2020	AU	STORER TRANSPORTATION	NTNC	5	40
5000388-001	WELL_01	08/26/2002 - 05/06/2020	69	1.5	15.4	8/14/2019	AU	CARDOZA WATER SYSTEM	SSWS	9	26
5000411-001	WELL_4_EAST_MAIN_WELL	06/20/2002 - 05/20/2020	71	4.41	11.5	5/28/2019	AU	MCHENRY BUSINESS PARK	NTNC	15	27
5000426-001	WELL_01	03/14/2002 - 05/20/2020	66	5.3	14.8	2/19/2020	AU	LIBERTY BAPTIST CHURCH	NC	2	65
5000435-002	NEW_WELL_01	01/08/2003 - 01/14/2020	47	3.14	20.7	1/14/2020	AU	BLOOMINGCAM P WATER SYSTEM	NC	12	50
5000470-002	N.WELL_1_TOASTER	04/04/2005 - 12/04/2014	35	0.0225	11	2/15/2006	AU	HUGHSON NUT COMPANY WATER SYSTEM	NTNC	7	80
5000499-001	NE_NEW_01	01/27/2004 - 03/12/2019	158	4.34	14.7	3/12/2019	AU	RATTO BROS, INC	NTNC	2	100
5000044-002	WEST_WELL-DESTROYED	05/19/1992 - 05/19/1992	1	12.5	12.5	5/19/1992	DS	PIONEER VILLAGE WATER SYSTEM	SSWS	12	20
5010010-017	WELL_015-DESTROYED	04/01/1985 - 12/11/1995	14	1.2	11	12/11/1995	DS	MODESTO, CITY OF	C	69766	222335
5010010-037	WELL_035-DESTROYED	02/11/1985 - 05/03/1989	9	9.7812	19.3	5/3/1989	DS	MODESTO, CITY OF	C	69766	222335
5010010-010	WELL_008-DESTROYED	02/22/1985 - 09/20/2007	181	0.2	11.4	5/17/2007	IR	MODESTO, CITY OF	C	69766	222335
5010010-020	WELL_018	05/07/1985 - 11/19/2007	42	2.1	11.6	11/16/2007	IR	MODESTO, CITY OF	C	69766	222335
5010010-034	WELL_032-DESTROYED	02/11/1985 - 04/16/2008	52	0.61	12.3	4/16/2008	IR	MODESTO, CITY OF	C	69766	222335
5010010-036	WELL_034-INACTIVE	02/11/1985 - 11/13/2001	62	0.88	10.17	11/9/1998	IR	MODESTO, CITY OF	C	69766	222335

Table E-1. Summary of Nitrate-Impacted Public Supply Wells (by Well Status) for the Modesto Management Zone

Well ID	Other Well Name	Date Range	N	Min.	Max.	Most Recent Exceedance Date	Well Status	DDW Water System Name	PWS Type	No. of Connections	Population Served
5010010-060	WELL_053-INACTIVE	04/06/1993 - 06/07/1995	32	4.053	11.12	10/7/1994	IR	MODESTO, CITY OF	C	69766	222335
5010010-152	WELL_232-GRIMES-INACTIVE	03/06/1986 - 05/08/2014	27	0.82	10.9	5/7/2014	IR	MODESTO, CITY OF	C	69766	222335
5010010-181	WELL_285-NEW_EMPIRE_C_ST-INACTIVE	05/04/1987 - 03/08/2007	71	2.302	10.1	3/7/2007	IR	MODESTO, CITY OF	C	69766	222335
5000320-001	WELL_01-INACTIVE	01/21/2002 - 10/07/2019	8	1.9	20	1/6/2009	IU	UNITARIAN FELLOWSHIP CHURCH	NC	2	100
5000457-001	LPA_REPORTED_PRIMARY_SOURCE	04/05/2002 - 01/16/2019	46	3.89	11.1	1/16/2019	IU	ONE STOP WS	NC	1	50
5010002-002	WELL_002-YOSEMITE_GAS-INACTIVE	04/10/1986 - 09/04/1986	3	8.63	10.4	9/4/1986	IU	CITY OF MODESTO EXDE EMPIRE	C	7856	0
5000530-004	2011_WELL	03/23/2012 - 06/01/2020	15	0.2	11.3	3/6/2019	PN	FRAZIER NUT FARMS, INC.	NTNC	7	40
5000066-003	BACK_UP_WELL	09/08/2004 - 09/18/2014	32	0.99	15.5	12/10/2010	SU	MODESTO MOBILE HOME PARK	C	150	300
5000277-001	NORTHWELL_01	02/07/2002 - 08/19/2008	24	3.03	12.9	9/13/2007	SU	VALLEY HOME SCHOOL PIONEER	NTNC	1	26

Table E-2. Summary of Public Water Systems that have had Nitrate-Impacted Wells in the Modesto Management Zone

DDW No.	System Name	PWS Type	No. of Connections	Number of Wells in Public Water Supply Systems > MCL (10mg/L-N) by Well Status						Population Served	Est. Potentially Affected Population with Active Wells > MCL
				Active Wells	Agricultural/Irrigation Wells	Abandoned Wells	Destroyed Wells	Inactive Wells	No. of Currently Active Wells That Have Exceeded MCL		
5000019	RIVERDALE PARK TRACT COMMUNITY SERVICES	C	137	1	0	0	0	0	0	1	300
5000044	PIONEER VILLAGE WATER SYSTEM	NP	12	0	0	1	0	0	0	0	20
5000048	LAZY B MOBILEHOME PARK	C	49	1	0	0	0	0	0	1	125
5000062	SHILOH MOBILE HOME PARK & WATER SYSTEM	NP	1	1	0	0	0	0	0	1	1
5000066	MODESTO MOBILE HOME PARK, LLC	C	150	0	1	0	0	0	1	0	300
5000090	RIVERVIEW MOBILE HOME ESTATES	C	176	1	0	0	0	0	0	1	250
5000138	EL RINCON & YOSEMITE HACIENDA MARKET	NP	2	1	0	0	0	0	0	1	25
5000208	NEIGHBORHOOD CHURCH - MODESTO CHRISTIAN	NP	6	0	1	0	0	0	0	0	220
5000247	CERVANTES LABOR CAMP	NP	12	1	0	0	0	0	0	1	22

Table E-2. Summary of Public Water Systems that have had Nitrate-Impacted Wells in the Modesto Management Zone

DDW No.	System Name	PWS Type	No. of Connections	Number of Wells in Public Water Supply Systems > MCL (10mg/L-N) by Well Status						Population Served	Est. Potentially Affected Population with Active Wells > MCL
				Active Wells	Agricultural/Irrigation Wells	Abandoned Wells	Destroyed Wells	Inactive Wells	No. of Currently Active Wells That Have Exceeded MCL		
5000249	STANISLAUS UNION SCHOOL & DISTRICT LOCAT	NTNC	1	0	1	0	0	0	0	0	390
5000261	EMPIRE SPORTSMEN S WATER SYSTEM/ CASINO	NC	1	0	1	0	0	0	0	0	26
5000277	VALLEY HOME SCHOOL PIONEER	NTNC	1	0	0	0	0	0	1	0	26
5000290	SMART STOP FOOD MART (EH)	NC	1	1	0	0	0	0	0	1	26
5000295	SHILOH SCHOOL DISTRICT	NTNC	7	1	0	0	0	0	0	1	105
5000320	UNITARIAN FELLOWSHIP CHURCH	NP	2	0	0	0	1	0	0	0	100
5000368	MABLE AVE BAPTIST CHURCH	NC	1	1	0	0	0	0	0	1	50
5000372	STORER TRANSPORTATION	NTNC	5	2	0	0	0	0	0	2	40
5000388	CARDOZA WATER SYSTEM	NP	9	1	0	0	0	0	0	1	26
5000411	UNITED RENTALS	NTNC	15	1	0	0	0	0	0	1	27

Table E-2. Summary of Public Water Systems that have had Nitrate-Impacted Wells in the Modesto Management Zone

DDW No.	System Name	PWS Type	No. of Connections	Number of Wells in Public Water Supply Systems > MCL (10mg/L-N) by Well Status						Population Served	Est. Potentially Affected Population with Active Wells > MCL
				Active Wells	Agricultural/Irrigation Wells	Abandoned Wells	Destroyed Wells	Inactive Wells	No. of Currently Active Wells That Have Exceeded MCL		
5000426	LIBERTY BAPTIST CHURCH	NC	2	1	0	0	0	0	0	1	65
5000435	BLOOMINGCAMP WATER SYSTEM	NC	12	1	0	0	0	0	0	1	50
5000441	OLD GERMAN BAPTIST CHURCH	NP	2	0	1	0	0	0	0	0	175
5000457	ONE STOP WS	NC	1	0	0	0	1	0	0	0	50
5000470	HUGHSON NUT COMPANY WATER SYSTEM	NTNC	7	1	0	0	0	0	0	1	80
5000499	RATTO BROS	NTNC	2	1	0	0	0	0	0	1	100
5000530	FRAZIER NUT FARMS, INC.	NTNC	7	0	0	0	0	1	0	1	40
5000592	MID VALLEY AG	NTNC	4	1	0	0	0	0	0	1	25
5010002	CITY OF MODESTO EXDE EMPIRE	NP	7856	0	0	0	1	0	0	0	0
5010005	CITY OF MODESTO, SALIDA	C	4485	2	0	0	0	0	0	2	14246
5010010	MODESTO, CITY OF	C	69766	9	6	2	7	0	0	9	222335

Table E-3. Treatment of Water Systems with Nitrate-Impacted Wells in the Modesto Management Zone

DDW No.	System Name	PWS Type	No. of Connections	Population Served	Has a Treated Water Sourced Filed with DDW?	Treatment Pertaining to Nitrate Mentioned in Source Name*	Has Nitrate Samples from Treated Sources filed with DDW?	Has Treated Source(s) with Nitrate Exceeding MCL (>10 mg/L-N)	Most Recent Exceedance for a Treated Source
5000019	RIVERDALE PARK TRACT COMMUNITY SERVICES	C	137	300	Yes	No	No	No	No
5000044	PIONEER VILLAGE WATER SYSTEM	NP	12	20	No	No	No	No	No
5000048	LAZY B MOBILEHOME PARK	C	49	125	No	No	No	No	No
5000062	SHILOH MOBILE HOME PARK & WATER SYSTEM	NP	1	1	No	No	No	No	No
5000066	MODESTO MOBILE HOME PARK, LLC	C	150	300	No	No	No	No	No
5000090	RIVERVIEW MOBILE HOME ESTATES	C	176	250	Yes	No	No	No	No
5000138	EL RINCON & YOSEMITE HACIENDA MARKET	NP	2	25	No	No	No	No	No
5000208	NEIGHBORHOOD CHURCH - MODESTO CHRISTIAN	NP	6	220	No	No	No	No	No
5000247	CERVANTES LABOR CAMP	NP	12	22	No	No	No	No	No
5000249	STANISLAUS UNION SCHOOL & DISTRICT LOCAT	NTNC	1	390	Yes	Yes	Yes	Yes	6/19/2008
5000261	EMPIRE SPORTSMEN S WATER SYSTEM/ CASINO	NC	1	26	No	No	No	No	No
5000277	VALLEY HOME SCHOOL PIONEER	NTNC	1	26	No	No	No	No	No
5000290	SMART STOP FOOD MART (EH)	NC	1	26	No	No	No	No	No
5000295	SHILOH SCHOOL DISTRICT	NTNC	7	105	No	No	No	No	No
5000320	UNITARIAN FELLOWSHIP CHURCH	NP	2	100	No	No	No	No	No
5000368	MABLE AVE BAPTIST CHURCH	NC	1	50	No	No	No	No	No

Table E-3. Treatment of Water Systems with Nitrate-Impacted Wells in the Modesto Management Zone

DDW No.	System Name	PWS Type	No. of Connections	Population Served	Has a Treated Water Sourced Filed with DDW?	Treatment Pertaining to Nitrate Mentioned in Source Name*	Has Nitrate Samples from Treated Sources filed with DDW?	Has Treated Source(s) with Nitrate Exceeding MCL (>10 mg/L-N)	Most Recent Exceedance for a Treated Source
5000372	STORER TRANSPORTATION	NTNC	5	40	No	No	No	No	No
5000388	CARDOZA WATER SYSTEM	NP	9	26	No	No	No	No	No
5000411	UNITED RENTALS	NTNC	15	27	Yes	Yes	Yes	Yes	5/6/2014
5000426	LIBERTY BAPTIST CHURCH	NC	2	65	No	No	No	No	No
5000435	BLOOMINGCAMP WATER SYSTEM	NC	12	50	No	No	No	No	No
5000441	OLD GERMAN BAPTIST CHURCH	NP	2	175	No	No	No	No	No
5000457	ONE STOP WS	NC	1	50	Yes	No	Yes	Yes	10/21/2020
5000470	HUGHSON NUT COMPANY WATER SYSTEM	NTNC	7	80	No	No	No	No	No
5000499	RATTO BROS	NTNC	2	100	No	No	No	No	No
5000530	FRAZIER NUT FARMS, INC.	NTNC	7	40	No	No	No	No	No
5000592	MID VALLEY AG	NTNC	4	25	Yes	No	Yes	No	No
5010002	CITY OF MODESTO EXDE EMPIRE	NP	7856	0	Yes	No	No	No	No
5010005	CITY OF MODESTO, SALIDA	C	4485	14246	Yes	No	No	No	No
5010010	MODESTO, CITY OF	C	69766	222335	Yes	Yes	Yes	Yes	10/19/2016

Table E-4. Compliance Status for all Public Water Systems in the Modesto Management Zone with Violation and Chemical Exceedance Information, by System Name (as of June 2022)

PWS ID	PWS Name	Number of Connections (source: HR2W or SDWIS DWW)	Population Served (source: HR2W or SDWIS DWW)	Compliance Status ¹	Compliance Status Source	Violation Type (SDWIS DWW)	Violation Chemical(s) (SDWIS DWW)	Most Recent Date of Violation (SDWIS DWW)	MCL Exceedance			Non-MCL Violation	Total Population Served by Currently Out-of-Compliance System due to any Violation	Population Served by Currently Out-of-Compliance System due to Nitrate Only	Population Served by Currently Out-of-Compliance System due to Nitrate PLUS Co-Contaminant
									Nitrate	Nitrate PLUS Co-Contaminant	Other Contaminant				
CA5000573	5033 PENTECOST	2	302	In Compliance	SDWIS DWW (Jun 2022)								0	0	0
CA5000588	AT&T WATER SYSTEM	3	80	In Compliance	SDWIS DWW (Jun 2022)								0	0	0
CA5000347	BECKLEY LYONS WATER SYSTEM	1	26	In Compliance	SDWIS DWW (Jun 2022)								0	0	0
CA5000551	BEL PASSI BASEBALL	1	25	Out of Compliance	SDWIS DWW (Jun 2022)	MON		8/29/2018					0	0	0
CA5000435	BLOOMINGCAMP WATER SYSTEM	7	25	Out of Compliance	SDWIS DWW (Jun 2022)	MCL	Nitrate	5/12/2022	X				25	25	0
CA5000335	BRETHREN HERITAGE SCHOOL, INC	2	25	In Compliance	SDWIS DWW (Jun 2022)								0	0	0
CA5000509	BURCHELL NURSERY, INC	14	25	In Compliance	SDWIS DWW (Jun 2022)								0	0	0
CA5000388	CARDOZA WATER SYSTEM	10	15	-									0	0	0
CA5000535	CHARITY WAY WATER SYSTEM	10	25	In Compliance	SDWIS DWW (Jun 2022)								0	0	0
CA5010029	CITY OF MODESTO - HILLCREST (DEL RIO)	401	1274	In Compliance	SDWIS DWW (Jun 2022)								0	0	0
CA5010005	CITY OF MODESTO - SALIDA	4405	14530	In Compliance	SDWIS DWW (Jun 2022)								0	0	0
CA5000272	CITY OF OAKDALE -KERR PARK	2	26	In Compliance	SDWIS DWW (Jun 2022)								0	0	0
CA5010006	CITY OF WATERFORD	2065	8788	In Compliance	SDWIS DWW (Jun 2022)								0	0	0
CA5000516	COVENANT GROVE CHURCH	2	25	In Compliance	SDWIS DWW (Jun 2022)								0	0	0
CA5000336	DEEVON WATER CO	1	1	-									0	0	0
CA5000099	DEL RIO EAST HOA WATER SYSTEM	55	110	In Compliance	SDWIS DWW (Jun 2022)								0	0	0
CA5000563	ELKS LODGE 1282	2	25	Out of Compliance	SDWIS DWW (Jun 2022)	MCL	1,2,3-TCP	6/28/2021			X		25	0	0
CA5000110	FEE WATER SYSTEM	13	25	In Compliance	SDWIS DWW (Jun 2022)								0	0	0
CA5000585	FISHER NUT	2	25	In Compliance	SDWIS DWW (Jun 2022)								0	0	0
CA5000224	FLOYD OVERHOLTZER WATER SYSTEM	1	1	-									0	0	0

¹ If a Public Water System has nitrate sample records in the Division of Drinking Water’s chemical database, but does not appear in a system search on SDWIS DWW (as of January 2021), the Compliance Status is marked with “-“. This indicates that this PWS is potentially inactive, is a state small water system, or a local state small water system. Further research is needed to determine the status of these systems.

Table E-4. Compliance Status for all Public Water Systems in the Modesto Management Zone with Violation and Chemical Exceedance Information, by System Name (as of June 2022)

[illegible]

Table E-4. Compliance Status for all Public Water Systems in the Modesto Management Zone with Violation and Chemical Exceedance Information, by System Name (as of June 2022)

[illegible]

Table E-4. Compliance Status for all Public Water Systems in the Modesto Management Zone with Violation and Chemical Exceedance Information, by System Name (as of June 2022)

[illegible]

Table E-4. Compliance Status for all Public Water Systems in the Modesto Management Zone with Violation and Chemical Exceedance Information, by System Name (as of June 2022)

PWS ID	PWS Name	Number of Connections (source: HR2W or SDWIS DWW)	Population Served (source: HR2W or SDWIS DWW)	Compliance Status ¹	Compliance Status Source	Violation Type (SDWIS DWW)	Violation Chemical(s) (SDWIS DWW)	Most Recent Date of Violation (SDWIS DWW)	MCL Exceedance			Non-MCL Violation	Total Population Served by Currently Out-of-Compliance System due to any Violation	Population Served by Currently Out-of-Compliance System due to Nitrate Only	Population Served by Currently Out-of-Compliance System due to Nitrate PLUS Co-Contaminant
									Nitrate	Nitrate PLUS Co-Contaminant	Other Contaminant				
CA5000571	WATERFORD SPORTSMEN'S CLUB	40	25	In Compliance	SDWIS DWW (Jun 2022)								0	0	0
CA5010042	WATERFORD-RIVER POINTE	333	1079	In Compliance	SDWIS DWW (Jun 2022)								0	0	0
CA5000404	WOOD COLONY CHRISTIAN SCHOOL	2	90	In Compliance	SDWIS DWW (Jun 2022)								0	0	0
Total													27,060	25,569	27

This page intentionally left blank.

Appendix F: Program Application Form

Valley Water Collaborative



INTRODUCTION

The Valley Water Collaborative (VWC) is addressing domestic wells contaminated with nitrate, arsenic, copper, lead, E. coli, 1,2,3-TCP, total coliform, DBCP, EDB, perchlorate, total chromium and uranium, in the Turlock and Modesto Groundwater Basins. VWC provides free well testing and if the water does not meet drinking water health standards, VWC will deliver bottled water or install a water treatment system from a local commercial supplier to eligible applicants.

The application must be filled in completely and submitted to VWC. Incomplete applications will not be reviewed. If you need assistance completing this application, please call: 209-750-3867, or email us contact@valleywaterc.org.

VWC will not provide any information in this application to any local, State or Federal agency involved with law enforcement or immigration enforcement.

Eligible applicants for FREE well testing are residences that:

- Are located in Modesto or Turlock Groundwater Basins.
- AND
- Use a private domestic well or small water systems using a drinking water well.

Applicants are eligible for FREE bottled water or a FREE water treatment system if:

- Domestic well test results show levels above the California Maximum Contaminant Level (MCL) for nitrate.
- OR
- Domestic well test shows levels above the California Maximum Contaminant Level (MCL) for arsenic, copper, lead, 1,2,3-TCP, DBCP, EDB, perchlorate, total chromium and uranium AND residence is located in a disadvantaged community or self-identify as low-income.

This program is funded in part by a grant from the State Water Resources Control Board under the Safe and Affordable Funding for Equity and Resiliency (SAFER) drinking water program.

Valley Water Collaborative



*** How did you hear about Valley Water Collaborative and our free water program? Check all that apply.**

- ☐ Postcard in mail
- ☐ Neighbor, friend or family member
- ☐ Spoke to a VWC representative at my residence
- ☐ Spoke to a VWC representative at a booth, community meeting, or event.
- ☐ Road sign or store display/flyer.
- ☐ Facebook, Instagram, or other social media.
- ☐ Radio
- ☐ TV
- ☐ Newspaper
- ☐ School Flyer or Event
- ☐ Internet
- ☐ Other (please specify)

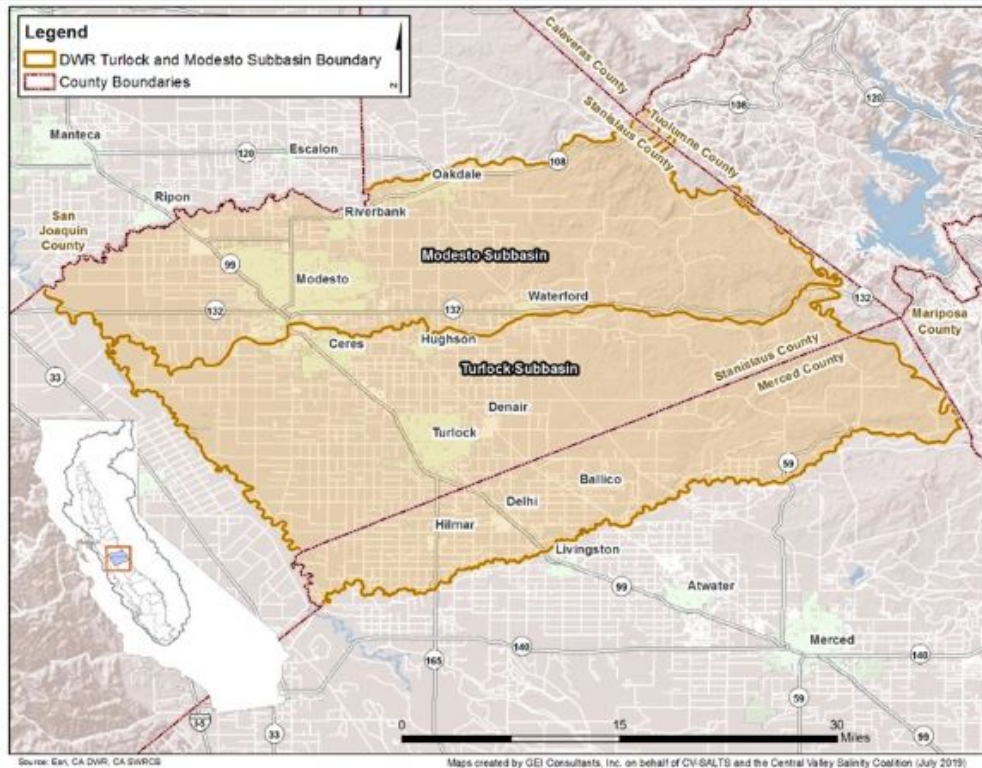
* Applicant and Property Information

Note about Email: Valley Water Collaborative communicates primarily via email, including delivery of well test results. Please enter a valid email address. If you do not communicate via email, please state "none" and we will contact you through phone or mail.

Name	<input type="text"/>
Address	<input type="text"/>
Address 2	<input type="text"/>
City	<input type="text"/>
State	<input type="text" value="-- select state --"/>
ZIP/Postal Code	<input type="text"/>
Email Address	<input type="text"/>
Phone Number	<input type="text"/>

Language Preference

* Is the property located within the orange boundary of this map?



- ☐ Yes
- ☐ No
- ☐ Unsure / Cannot tell on the map

If "No" answer, the applicant will see this message and the application is considered complete:

Thank you for your interest! It appears you do not qualify for well testing, because you indicated one of the following: you are located outside of the program boundary, you do not have a domestic well, or you declined well testing. If you believe your residence qualifies, please contact us at: contact@valleywaterc.org or 209-750-3867. We encourage you to have your water tested by Self-Help Enterprises. Please contact them directly at 559-802-1285.

Valley Water Collaborative



*** Does the property have a domestic well that supplies the drinking water?**

- ☐ Yes
- ☐ No, the property is connected to a Public Water System (I/my landowner receive a water bill and/or have a water meter).
- ☐ Unsure

If "No" answer, the applicant will see this message and the application is considered complete:

Thank you for your interest! It appears you do not qualify for well testing, because you indicated one of the following: you are located outside of the program boundary, you do not have a domestic well, or you declined well testing. If you believe your residence qualifies, please contact us at: contact@valleywaterc.org or 209-750-3867. We encourage you to have your water tested by Self-Help Enterprises. Please contact them directly at 559-802-1285.

Valley Water Collaborative



*** Is the applicant the landowner?**

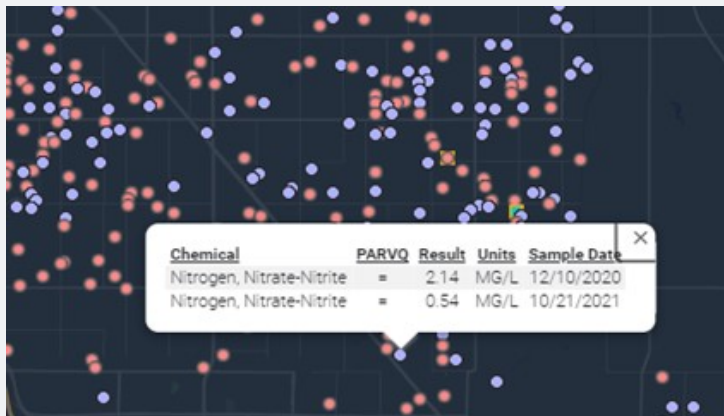
☐ Yes

☐ No

Valley Water Collaborative



If the residence is eligible for the program, and VWC proceeds with testing your well, all well test results are posted on the State's Geotracker Database, a publicly accessible database operated by the State Water Resources Control Board. The website lists results and location; no personal information about the owner or occupants will be posted. Posting this information is required by the Central Valley Regional Water Quality Control Board to inform water quality protection efforts for communities across the Central Valley. GeoTracker can be viewed at <https://geotracker.waterboards.ca.gov>. Here is an example of what you would see on the website:



If "Decline" answer, the applicant will see this message and the application is considered complete:

Thank you for your interest! It appears you do not qualify for well testing, because you indicated one of the following: you are located outside of the program boundary, you do not have a domestic well, or you declined well testing. If you believe your residence qualifies, please contact us at: contact@valleywaterc.org or 209-750-3867. We encourage you to have your water tested by Self-Help Enterprises. Please contact them directly at 559-802-1285.

If VWC finds the residence eligible for well testing, please let us know how you would like to proceed by checking one of the following:

- ☐ I understand the above and would like to proceed with well testing.
- ☐ I would like more information before proceeding with well testing (VWC will contact you).
- ☐ I would like to decline well testing at this time.

Valley Water Collaborative



*** To proceed with well testing, VWC will need to obtain landowner permission. Would you prefer if VWC staff contact the landowner directly to explain the program, or would you prefer to contact the landowner?**

- ☐ Yes, I would prefer if VWC staff contact the landowner
- ☐ No, I would like to contact the landowner myself (VWC will send you a form to share with your landowner).

Valley Water Collaborative



Landowner Contact Information

Name

Address

Address 2

City/Town

State/Province

ZIP/Postal Code

Email Address

Phone Number

Valley Water Collaborative



*** This is a:**

- ☐ Residence
- ☐ Business

Valley Water Collaborative



*** If this is a residence, how many people are in the household?**

Number of people in
the household:

Valley Water Collaborative



*** If this is a business, how many employees, full time and part time?**

Number of Full Time
Employees:

Number of Part Time
Employees:

Valley Water Collaborative



Additional Comments?

Appendix G: List of Vendors for Bottled Water Delivery, Point of Use Treatment Systems, and Analytical Testing

The following table summarizes vendors utilized by VWC to provide bottled water, POU treatment system, and analytical testing services in the Modesto and Turlock Management Zones. This list will be supplemented over time.

Service	Vendor	Contact Information	Website
Bottled Water Program	BlueTriton Brands, Inc by ReadyRefresh	(800) 274-5282	https://www.readyrefresh.com
Point of Use Filtration System	Culligan	(209) 521-7241	https://lambertsculligan.com/
Analytical Testing Lab	GeoAnalytical Laboratories	(209) 669-0100	N/A

This page intentionally left blank.

Appendix H: EAP Implementation Reporting Metrics

The Management Zones submitted their Early Action Plans for the Priority 1 areas on March 8, 2021. On May 7, 2021, the Central Valley Water Board's Executive Officer provided the Valley Water Collaborative, the Chowchilla Management Zone, the Kings Water Alliance, and the Kaweah Water Foundation with Conditional Approval of Early Action Plans. On August 31, 2021, the Central Valley Water Board's Executive Officer provided the Tule Management Zone with their Conditional Approval of Early Action Plan (collectively Conditional Approvals of EAPs).

In the Conditional Approvals of EAPs, the Executive Officer indicated that the Central Valley Water Board would be looking for periodic updates regarding key EAP metrics. The EAP metrics for period updates that were requested by the Executive Officer include:

- Location, Forum Type and General Attendance figures for all outreach efforts
- Number of Residences Tested for Nitrates
- Number of Residences Tested for other Contaminants
- Number of People Being Provided Bottled Water
- Number of operable fill stations/kiosks and usage information for each.

Because the Central Valley Water Board is seeking to obtain periodic updates utilizing the same metrics from all of the Management Zones, the Management Zones have worked collectively to design a periodic reporting scheme that provides the information requested by the Executive Officer. Reporting first started in the fall of 2021, and the information being reported has been further developed and refined over the first year of the program. Generally, the Management Zones provide the identified information monthly to the CV-SALTS Executive Committee, which includes the Central Valley Water Board. The Central Valley Water Board's Executive Officer shares this information with the Central Valley Water Board in the Executive Officer reports, which are prepared and disseminated approximately six times per year. The information is also publicly available on the Central Valley Salinity Coalition's website at:

<https://www.cvsalinity.org/nitrate-program/management-zones/>.

The Management Zones report this information in numeric and graphic formats. The first graphic, Figure 1, illustrates periodic reporting for the non-outreach metrics (e.g., number of residences wells tested, people being served bottled water, and kiosk usage information), as presented to the State Water Resources Control Board at its June 7, 2022 meeting. The first line on the graph represents the number of *Inquiries* received by the Management Zones from residents regarding the program. Inquiries are described as being a new point of contact with a resident and where the resident affirmatively indicates interest in submitting an application to have their well tested, and potentially receive free bottled water. An inquiry may include a phone call, email, or personal communication at a public event. The second line titled *Applications* represents the number of residents that submitted an application to have their well tested for nitrate, or nitrate and other co-contaminants where applicable. Next, the graph includes the number of wells tested from qualified applicants, followed by the number of wells that tested

above the nitrate drinking water standard, and then the number of households that are receiving bottled water.¹

Notably, the number of applications submitted as compared to the number of wells tested varies for multiple reasons. First, not all applicants will be eligible for the program. In summary, an application must be served by a domestic well that is located within the Management Zone’s service area. Second, because the results of the well tests will be reported to the State Water Resources Control Board and be made public, the Management Zones require landowner authorization for well testing. Although Management Zones typically do not find out if landowner authorization is being withheld from a tenant, it may be a reason why some residents do not provide such authorization. Third, residents may apply for well testing and then change their mind and decline to have the Management Zones test their well for nitrate or just not respond to Management Zone follow up efforts.

The number of household equivalents receiving drinking water through kiosks is estimated and reported as well, as shown in the text on the illustrative graphic.

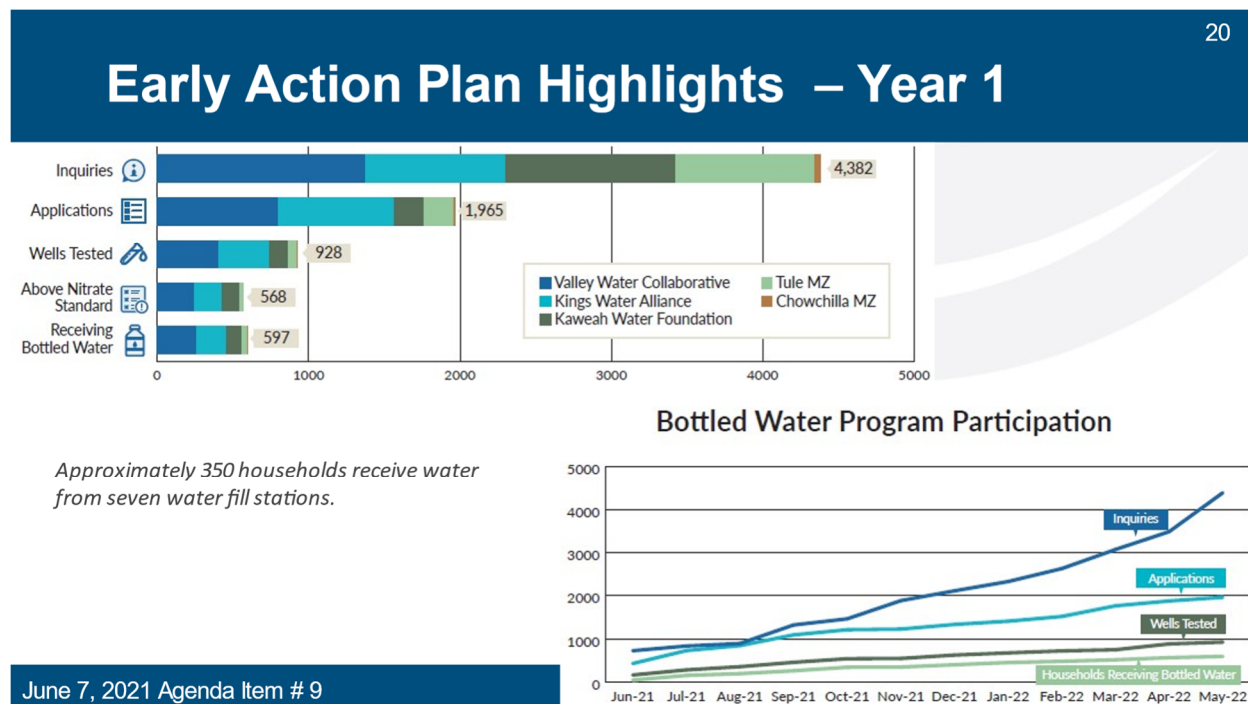


Figure 1. First Year Summary of Well Testing Metrics Reported by the Management Zones

¹ The Central Valley Water Board’s Executive Officer requested that the Management Zones report the number of people being served bottled water. However, because this number may not be reported accurately to the Management Zones, it is more accurate for the Management Zones to report the number of households receiving bottled water.

In addition to providing periodic reporting of the metrics described above, the Management Zones also report summary statistics of combined outreach activities. Outreach activities generally fall within the following five categories.

- **Postcards and flyers** – This category includes distribution of flyers and/or postcards through direct mail services and door-to-door canvassing.
- **One-on-One discussions** – This category includes discussions that Management Zone representatives have with residents at community-based events (e.g., County fairs, flea markets, farmers markets, food banks), during door-to-door canvassing events, via phone in response to questions and when Management Zones follow up on pending applications. One to one discussions may include inquiries, but is broader in that one-on-one discussions may not result in a resident showing an affirmative interest in applying for well testing, which would change the one-on-one discussion to an Inquiry, as reported above.
- **Promotions** – This category captures the estimated number of viewers, readers, or listeners that may be exposed to Management Zone messages through paid and earned media promotions, including radio, television, newspapers, social media, etc.
- **Websites** – Each Management Zone manages a website that provides information regarding the program and allows for well testing applications to be submitted on-line. The Management Zones utilize on-line browser tools to track the number of website visitors, and receive and respond to applications submitted via the website.
- **Meetings and Events** – In addition to providing a presence at community-based events such as County fairs, baseball games, flea markets, food banks, and other similar events, where one-on-one discussions may occur, the Management Zones also hold and sponsor in-person and online community meetings and events where they can describe the program in greater detail and encourage participants to apply for the program. This category is intended to track the number of Management Zone held/sponsored events and the number of participants at these events.

Figure 2 illustrates the periodic outreach reporting that Management Zones provide to the CV-SALTS Executive Committee and the Central Valley Water Board. Figure 2 includes the summary statistics from all Priority 1 Management Zones for the first year of the program – May 2021 through May 2022 – as presented to the State Water Resources Control Board at its June 7, 2022 meeting.

Early Action Plan Highlights – Year 1



June 7, 2021 Agenda Item # 9

State Water Resources Control Board Meeting

Figure 2. First Year Summary of Outreach Metrics Reported by the Management Zones

Until very recently, the Management Zones have only offered and tested wells for nitrate. However, as the Management Zones obtain SAFER grant funding to test for other contaminants and expand well testing to include other contaminants, the Management Zones will expand their reporting metrics to include testing for other contaminants as requested by the Central Valley Water Board's Executive Officer. Reporting for other contaminants is expected to begin as early as August or September of 2022. The Management Zones will continue to provide updates to the CV-SALTS Executive Committee, the Central Valley Water Board, the State Water Board and other interested stakeholders.